




Department of
**Agriculture,
Food and the Marine**

An Roinn
**Talmhaíochta,
Bia agus Mara**

Explanatory Handbook for Cross Compliance Requirements





Contents

Introduction	6
Background	6
Cross Compliance Requirements	7
Farm Advisory System	7
Cross Compliance Inspections	7
Cross Compliance Sanctions	8
Reviews and Appeals of Inspection Findings	8
Statutory Management Requirements (SMRs)	
Area 1 – Environment, Climate Change and Good Agricultural Condition of Land	9
SMR 1 Protection of Water against Pollution caused by Nitrates	10
- Farmyard Management	10
- Managing the Spreading of Fertilisers	12
- Application of Fertilisers	13
- Ploughing and Green Cover	15
- Records	15
- SMR 1 Inspections	17
SMR 2 Conservation of Wild Birds	18
- Special Protection Areas (SPA)	18
- SMR 2 Inspections	18
SMR 3 Conservation of Natural Habitats and of Wild Flora and Fauna	19
- Special Areas of Conservation (SAC)	19
- SMR 3 Inspections	19
Area 2 – Public, Plant & Animal Health	20
SMR 4 Food and Feed Hygiene	21
- Feed Storage and Use	21
- Producing Food and/or Feed	21
- Traceability and Records	21
- Hygiene of Food and Feed	22
- Dairy Hygiene	22
- Herd Hygiene	23
- Egg Hygiene Requirements	23
- SMR 4 Inspections	23

SMR 5 Restrictions on the use of Substances having Hormonal or Thyrostatic Action and Beta-Agonists in Farm Animals.	25
- SMR 5 Inspections	25
SMR 6 Pig Identification and Registration	26
- Identification and Registration	26
- Pig Movements	26
- Records	27
- SMR 6 Inspections	27
SMR 7 Cattle Identification and Registration	28
- Tagging	28
- Passports	28
- AIM System Database	29
- Bovine Herd Register (BHR)	29
- SMR 7 Inspections	30
SMR 8 Sheep and Goat Identification and Registration	31
- Tagging	31
- Annual Sheep Census / Database	33
- Dispatch Documents	33
- Ovine Flock Register (OFR)	33
- SMR 8 Inspections	33
SMR 9 Prevention and Control of Certain Transmissible Spongiform Encephalopathies (TSEs)	35
- SMR 9 Inspections	35
SMR 10 Plant Protection Products (Pesticides)	36
- Storage Requirements	36
- Handling	37
- Usage	37
- Record Keeping	37
- Principles of Good Plant Protection Practice (GPPP)	37
- Principles of Integrated Pest Management (IPM)	37
- SMR 10 Inspections	38
Area 3 - Animal Welfare	40
SMR 11 Welfare of Calves	41
- Routine Inspections of Animals and Freedom of Movement	41
- Housing	41
- Nutrition	41
- SMR 11 Inspections	41
SMR 12 Welfare of Pigs	42
- Freedom of Movement	42
- Routine Pig Inspections	42

- Pig Accommodation	42
- Pig Nutrition	42
- Pig Weaning Procedures	43
- Mutilations	43
- SMR 12 Inspections	43
SMR 13 Welfare of Farm Animals	44
- Concept of Animal Welfare	44
- Staffing	44
- Inspecting Animals	44
- Record keeping	44
- Freedom of Movement	44
- Buildings, Accommodation and Lighting	44
- Equipment	44
- Nutrition	44
- Mutilations	45
- Breeding Procedures	45
- SMR 13 Inspections	45
Good Agricultural and Environmental Condition (GAEC)	46
Area 1 Continued	
- GAEC 1 Establishment of Buffer Strips along Watercourses	47
- GAEC 2 Where use of Water Irrigation is subject to authorisation compliance with authorisation procedures	48
- GAEC 3 Protection of Ground Water against Pollution	48
- GAEC 4 Minimum Soil Cover	50
- GAEC 5 Minimum Land Management Reflecting Site Specific Conditions to Limit Erosion	51
- GAEC 6 Maintenance of Soil Organic Matter Level through appropriate practices	52
- GAEC 7 Retention of Landscape Features & Designated Habitats and Controlling Invasive Species	53
Annex 1 Implementing Legislation / EU Regulations	56
Annex 2 Abbreviations	56
Annex 3 Cross Compliance Records Forms	57
Farm Safety Notice	58

Introduction

The Department of Agriculture, Food and the Marine (DAFM) has produced this handbook as a guide to help farmers understand and comply with the Cross Compliance Requirements. The handbook provides a summary of the Cross Compliance requirements for beneficiaries of the Basic Payments and other Area Based Schemes such as the Greening Payment, the Young Farmers Scheme, the Areas of Natural Constraints Scheme (ANC) including Islands, the Green Low Carbon Agri Environment Scheme (GLAS), the Agri-Environment Options Scheme (AEOS), the Organic Farming Scheme and the Beef Data and Genomics Programme. The handbook sets out the requirements and standards that farmers must comply with, in respect of the 13 Statutory Management Requirements (SMRs) and the 7 Good Agricultural and Environmental Condition (GAEC) standards applicable from 1 January 2015, following the reform of the Common Agricultural Policy (CAP). Farmers are required to respect the various SMRs and GAEC standards set down in EU legislation (Directives and Regulations) on the environment, climate change, good agricultural condition of land, public, animal and plant health and animal welfare. These requirements are commonly referred to as **Cross Compliance**.

Cross Compliance introduced measures which are important for society in general, such as nitrate limits in fertilisation practices, protecting NATURA 2000 areas, food safety, animal welfare and the traceability of food from animals, biodiversity and climate change. Cross Compliance, through making a link between these rules and the CAP payments, makes the CAP more compatible with society expectations. Cross Compliance helps make European farming more sustainable, in particular, through better awareness of CAP beneficiaries of the need to respect the statutory rules.



In Compliance

It is important to note that in the 2015 reform of the CAP no new or additional Cross Compliance requirements have been added and the number of SMRs has been reduced from 18 to 13. In addition some requirements have been simplified

Background

Cross Compliance aims at ensuring the safe production of food, the welfare of animals, the sustainable use of land, the maintenance of natural resources and limiting climate change. Some of the cross compliance requirements were first introduced in 2000 and developed further under the 2003 CAP reform. Cross Compliance applies to direct payments and certain rural development payments.

Cross Compliance is implemented under two main areas:

Statutory Management Requirements (SMRs): These SMRs refer to 13 legislative requirements in the field of the environment, food safety, animal and plant health and animal welfare.

Good Agricultural and Environmental Condition (GAEC): This obligation of keeping land in good agricultural and environmental condition refers to a range of standards related to soil, the protection and maintenance of soil organic matter, avoiding the deterioration of habitats and water protection.

Cross Compliance includes directives and regulations known as “**Statutory Management Requirements**” that are applied under the sectoral legislation and therefore, also apply to farmers not receiving the CAP support covered by Cross Compliance.

Included under public, animal and plant health are:

- Regulations on general food law
- Hormones directive
- Regulations on identification and registration of pigs, cattle, sheep and goats
- Regulations on prevention, control and eradication of Transmissible Spongiform Encephalopathies (TSEs)
- Regulations on plant protection product and biocidal products

Included under animal welfare are:

- Directives on the protection of calves, pigs and animals kept for farming purposes

Included under environmental protection are:

- The Nitrates Directive
- NATURA 2000 Directives (wild birds and habitats)

Included also under environmental protection specifically for farmers receiving CAP payments is a set of standards on **good agricultural and environmental condition of land** the objective of which is to:

- Prevent soil erosion through minimum soil cover and minimum land management
- Maintain soil organic matter and soil structure through maintenance of soil organic matter levels
- Ensure a minimum level of maintenance through retention of landscape features including a ban on cutting hedges and trees during the bird breeding and rearing season
- Protect and manage water through the establishment of buffer strips along water courses, protection of ground water against pollution and, where applicable, the authorisation on water for irrigation

The information contained in this handbook is provided as a guide to farmers and should not be regarded as a legal interpretation of the Regulations.

This handbook is intended to assist you in ensuring that you are in full compliance with the requirements of the Basic Payment Scheme (BPS) and other area based schemes. The payment schemes are important to you and it is important that you routinely evaluate your farming practices to ensure full compliance and protection of payments. You should read and be familiar with the terms and conditions of the BPS, other direct payment schemes and rural development measures to which Cross Compliance applies. It should be noted that the underpinning regulations are subject to review. If there is any disparity between the guidance in this handbook and either the Terms and Conditions or the EU Regulations underpinning them; then you should be aware that those documents supersede any such guidance in this handbook.

Cross Compliance Requirements

Beneficiaries must adhere to Cross Compliance Requirements for the entire calendar year

The beneficiary is the person responsible for ensuring the Cross Compliance rules are met and must make sure that the following people also meet the rules:

- Persons acting for them (or under their control) on their holding e.g. contractor/farm employee
- Persons with access to the holding under the terms of an agreement e.g. short-term rental agreement

For those requirements regarding the identification, registration and welfare of animals, it is the herd keeper/ herd owner who is responsible for compliance.

The rules apply to all the lands farmed by the beneficiary (including commonage)

Farm Advisory System

The purpose of the Farm Advisory System (FAS) is to aid farmers in meeting their Cross Compliance obligations and to help farmers avoid financial reductions under Cross Compliance, in respect of SMRs and GAEC.

DAFM maintains a database of approved FAS Advisors which is available to farmers. A list of these advisors is available on DAFM's website at:

<http://www.agriculture.gov.ie/farmerschemespayments/farmadvisorysystem/>

A FAS advisor should act as a 'general consultant', linking all of the different elements of farming, including the financial aspects with the various compliance requirements.

The existence of FAS ensures that each farmer can seek and receive advice on Cross Compliance. The use of the FAS is voluntary.

Cross Compliance Inspections

Cross Compliance inspections involve two key elements:

- Verification that farmers comply with the 13 SMRs set down in EU legislation on the public health, animal and plant health, animal welfare, and the environment

- Verification that farmers comply with the 7 standards pertaining to GAEC of land.

DAFM as the paying agency undertakes this function, in association with the Department of the Environment, Community and Local Government (DECLG) and the Department of Arts, Heritage and the Gaeltacht who have primary responsibility for certain environmental requirements.

The paying agency must:

- Implement a system of on-the-spot controls
- Provide for payment reductions or exclusions for non-compliance
- Distinguish between negligence and intent and take account of repeated breaches (reoccurrence) of the requirements

In addition DAFM carries out nitrates inspections on behalf of the Local Authorities.

Cases selected for inspection are chosen by risk analysis, appropriate to that Cross Compliance measure, supplemented by a randomly selected component.

- 1% of all beneficiaries are selected for full Cross Compliance inspections
- 3% of bovine herds are inspected for bovine identification and registration requirements
- 3% of ovine/caprines flocks/herds are inspected for ovine/caprines identification and registration requirements which must include 5% of the national flock/herd

Inspections may include a number of SMRs and GAEC in different combinations depending on farm circumstances. Full Cross Compliance inspections include all 13 SMRs and 7 GAEC standards.

A checklist is used to verify compliance with each measure and these checklists can be reviewed on DAFMs website at: <http://www.agriculture.gov.ie/farmerschemespayments/crosscompliance/>

Cross Compliance Sanctions

If an applicant is found to be in breach of Cross Compliance through **negligence**, a sanction of 3% of the support payment will generally apply but this can be increased to 5% or decreased to 1% depending on the extent, severity and permanence of the infringement. However, not every breach of the requirements or standards results in an automatic financial sanction. Where the breach is considered to be minor and remedial action is taken within the stipulated period, no sanction will apply.

Where the non-compliance is deemed **intentional**, a reduction of 20% shall generally be applied. The sanction can be increased up to 100%, or reduced to 15%, depending on the seriousness of the non-compliance. In extreme cases, the sanction can extend beyond the year of the finding.

In the case of an infringement of the same requirement, or standard occurring more than once, within a consecutive period of 3 calendar years, the sanction will be trebled and this is called Reoccurrence which was previously known as Repetition.

Local Authorities and other competent control authorities are required under EU/National law to report breaches of these Regulations to the Basic Payment Unit. The Basic Payment Unit will then determine if a sanction under the Basic Payment Scheme and other area-based schemes is appropriate.

Reviews and Appeals of Inspection Findings

Farmers who are dissatisfied with the outcome of Cross Compliance inspections, following the receipt of the interim notification (Notice Form), may firstly submit any additional information in writing to the local District Superintendent.

On receipt of the Formal Notice which outlines findings at inspection, the farmer can then seek a review in writing from the District Inspector. She/he may further appeal their case to the Agriculture Appeals Office, should they still be dissatisfied with the findings. Details on how to lodge an appeal can be found on www.agriappeals.gov.ie

Area 1 – Environment, Climate Change and Good Agricultural Condition of Land-Part 1

Statutory Management Requirements (SMRs)

SMR 1 - Protection of Water against Pollution caused by
Nitrates

SMR 2 - Conservation of Wild Birds (SPAs)

SMR 3 - Conservation of Natural Habitats and of Wild Flora
and Fauna (SACs)

See page 46 for section dealing with GAEC standards

SMR 1 Protection of Water against Pollution caused by Nitrates

The aim of this requirement is to reduce the pollution of waters caused by nitrates and phosphates occurring from agricultural land and farmyards. This SMR applies to all beneficiaries.

Farmyard Management

You must:

- Divert all clean water to a clean water outfall
- Prevent clean water from becoming soiled
- Minimise the amount of soiled water that is produced on the holding

Note: For the purposes of Cross Compliance, soiled water which is stored together with slurry, is deemed to be slurry

The dairy washings tank contents can be applied to land during the closed period provided that the tank contains only dairy washings, excreta from the milking parlour and wash down from the collection area. It can only be applied when ground and weather conditions are suitable.



Dairy Collection Yard

- Collect and manage all organic fertilisers, effluents and soiled waters in a way that will prevent runoff or seepage, directly or indirectly, into ground waters or surface waters.

You should note that organic fertiliser means:

- Slurry
 - Farmyard manure
 - Sewage sludge
 - Spent mushroom compost
 - Industrial sludge etc.
- Have sufficient storage for all of the above and silage effluent, or effluent from other crops when required.

Note: Earthen-bank lagoons/reed beds/out wintering pads must be deemed fit for purpose by the Local Authority, otherwise they are not acceptable and will attract a severe sanction.

You must:

- Have adequate storage capacity for organic fertilisers depending on the zone in which your holding resides i.e. 16, 18, 20 or 22 weeks
 - Have excess capacity to allow for poor weather conditions
 - Ensure that all storage facilities are leak-proof and structurally sound
 - Comply with the DAFM construction specifications for all new storage facilities



Leaking Farmyard Manure store resulting in a Sanction

Table 1: Organic Fertiliser Storage Periods

Zones	Storage Capacity
	Required
A	16 weeks
B	18 weeks
C (Donegal & Leitrim)	20 weeks
C (Cavan & Monaghan)	22 weeks

The amount of storage you require depends on which zone your holding is in.

Note: Where 20% or more of your holding lies within one or more counties with a higher storage requirement, you must follow the rules that apply to the zone where the greater storage capacity is required.

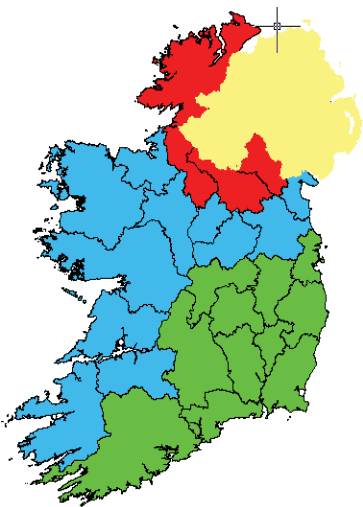
You must not:

- Stockpile or store farmyard manure on land during the prohibited spreading period (see table 2)
- Store silage bales outside of farmyards within 20m of water, or water abstraction point, where collection facilities are not in place. This applies all year round
- Use supplementary feeding points within 20m of waters, or on bare rock
- Use or create sacrifice areas i.e. areas where livestock are kept on during the winter period to “save the rest of the land”

Note: Your holding may, under certain conditions, avail of reduced storage capacity

Note: To avail of reduced storage capacity for cattle (except dairy cows), sheep, deer or goats, the following needs to apply to your holding:

- The annual holding stocking rate cannot exceed **140kgs** of organic nitrogen per hectare
- The livestock (other than dairy cows, sheep, goats or deer) out-wintering grassland stocking rate cannot exceed **85kgs of nitrogen per hectare** during the appropriate prohibited spreading period on the out-wintering area



- In the case of deer, goats or sheep, the out-wintering grassland stocking rate cannot exceed **130kgs** of organic nitrogen per hectare during the appropriate prohibited spreading period on the out-wintering area
- All lands used for out-wintering of the livestock are comprised within the holding
- The out-wintered livestock have free access at all times to the required lands
- Severe poaching must not occur

Note: You cannot use this provision in respect of dairy cows

Alternative reduced storage capacity requirements

You may need less storage capacity on your holding if you have one of these contracts:

- A contract granting you, sole access to enough alternative storage at another location outside of your holding
- A contract with a treatment facility for processing livestock manure
- A contract with an authorised person or body who undertakes the collection, recovery or disposal of waste

Sheep Manure

The storage requirement period for sheep manure is 6 weeks.

Pig Manure

The general rule is that you must have 26 weeks storage capacity for pig manure. However, the storage capacity on Table 1 will be sufficient if:

- There are no more than 100 pigs on your holding at any time, and
- Your own holding is large enough to take all livestock manure produced, without exceeding the nitrogen or phosphorus limits in the Nitrates Regulations

Poultry Manure

The general rule is that you must have 26 weeks storage capacity for poultry manure. However, the storage capacity on Table 1 will be sufficient if:

- There are no more than 2,000 poultry places on your holding, and
- Your own holding is large enough to take all livestock manure produced, not just poultry manure, without exceeding the nitrogen or phosphorus limits in the Nitrates Regulations

Managing the Spreading of Fertilisers

For the purposes of the Regulations, a fertiliser is any substance containing nitrogen or phosphorus used on land to help to grow crops (including grass).

General Rule 1

The total amount of livestock manure applied to your land in a calendar year must not contain more than 170 kgs of nitrogen per hectare.

The application limit of 170kg N/Ha/yr from livestock manure is calculated as:

The Total Nitrogen produced by all livestock (including livestock manure that may be imported onto the holding) divided by the eligible area (in hectares) of the holding

The total quantity of fertilisers (organic and chemical combined) that you apply to your land must not be more than the crop requirements including that of grass.

General Rule 2 (Derogation)

If you farm above the 170kg limit to a maximum of 250kg limit you may need to apply for a Nitrates Derogation.

Eligibility for Derogation

- The holding must have at least 80% grass
- Grazing livestock only:
 - Cattle (excluding veal calves), sheep, deer, goats and horses

Derogation Conditions

- You must make an annual ONLINE application to the Department
- A current fertiliser plan must be in place on farm/holding by 1 st March each year
- Plan revised within seven days of any changes to farm practices on the farm/holding
- Annual Accounts (fertiliser & feed) submitted to the DAFM Nitrates unit in Johnstown Castle, Co. Wexford by 31 st March of the following year.
- Soil testing to be carried out at least every 4 years with one analysis per 5 hectares and the location of the sample must be clearly identified (e.g. farm map)
- You must submit a fully labelled Farmyard Sketch showing manure storage facilities and livestock housing.
- No legume crops except in grass with less than 50% clover
- No imports of livestock manures are allowed

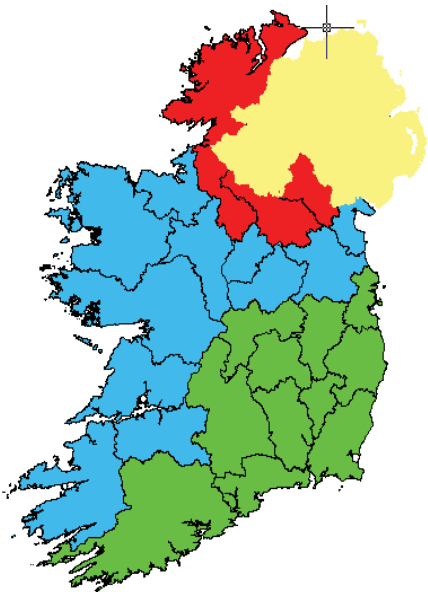
You can get more information about these specifications from your FAS advisor/consultant or on DAFM's website:

<http://www.agriculture.gov.ie/ruralenvironment/environmentalobligations/nitrates/>

Note: Organic Nitrogen (N) and Phosphorus (P) statements are available online to those registered on Agfood.ie. In addition interim statements are available during the year. This will give a clear indication of the organic nitrogen status and help you plan. Remember that this statement does not account for the N and P produced by other livestock on the holding e.g. Sheep, Horses, Pigs

Table 2: Prohibited Spreading Periods

Fertiliser Type	Start date	Prohibited spreading period		
		Zone A	Zone B	Zone C
Chemical	15 Sept to	12 Jan	15 Jan	31 Jan
Organic	15 Oct to	12 Jan	15 Jan	31 Jan
Farmyard Manure	1 Nov to	12 Jan	15 Jan	31 Jan



Application of Fertilisers

You must:

- Not exceed the 170kg N/Ha/year application limit of organic manure to land on your holding, including that deposited by the animals themselves
- Keep within the overall maximum fertilisation rate for N & P on the holding (organic and chemical combined)
- Apply fertilisers and soiled water in a uniform manner
- Adhere to the buffer zones when applying fertilisers and soiled water
- Keep records of quantities you spread and where
- Keep records of what you purchase/sell or move on/off holding

You must not:

- Spread fertilisers during the prohibited spreading period
- Use an upward-facing splash plate or sludge irrigator on a tanker, or use one on an umbilical system for spreading organic fertiliser or soiled water
- Spread organic fertilisers or soiled water from a road or passageway, even if the road or passageway is on your own holding
- Spread chemical fertilisers, livestock manure, soiled water or other organic fertilisers when:
 - The land is waterlogged
 - The land is flooded, or it is likely to flood
 - The land is frozen, or covered with snow
 - Heavy rain is forecast within 48 hours (you must check the weather forecast prior to spreading)
- Spread chemical fertilisers, livestock manure, soiled water or other organic fertilisers if the ground has a steep slope (> 10%) and if there is a significant risk of causing pollution. When you are deciding whether there is a risk, you must take into account how close you are to waters, what condition the soil is in, the ground cover and how much rainfall there is or how much rainfall is expected
- Spread chemical fertiliser on land within 2 metres of surface waters

Table 3: Buffer zones for spreading organic fertilisers

Water body/Feature	Buffer zone
Any water supply source providing 100m³ or more of water per day, or serving 500 or more people	200 metres (or as little as 30 metres where a Local Authority allows)
Any water supply source providing 10m³ or more of water per day, or serving 50 or more people	100 metres (or as little as 30 metres where a Local Authority allows)
Any other water supply for human consumption	25 metres (or as little as 15 metres where a Local Authority allows)
Lake shoreline	20 metres
Exposed cavernous or karstified limestone features (such as swallow holes and collapse features)	15 metres
Any surface watercourse where the slope towards the watercourse exceeds 10%	10 metres
Any other surface waters	5 metres*

*Note: The buffer zones for the spreading of organic fertiliser increases from 5 metres to 10 metres for the two weeks before and after the prohibited spreading period. e.g. Zone A slurry applications increase to 10 metres from the 13th January to the 26th January and from the 1st October to the 14th October.

Farmyard Manure (FYM)

- Farmyard manure can be stored in a field prior to landspreading during the spreading period
- You must not store farmyard manure in a field during the prohibited spreading period for farmyard manure (See Table 2)
- You must collect all seepage from farmyard manure when stored within the farmyard/shed
- You can store it in a field during the spreading season, but you must store it in a compact heap and you cannot store it within the buffer zones outlined in Table 4
- Farmyard manure cannot be stored on hardcore
- Farmyard manure is the only organic fertiliser that may be stored in a field during the spreading season. No other organic fertiliser may be stored in the field during the spreading period

Field storage of spent mushroom compost (containing poultry manure) is prohibited



FYM in a field during the prohibited spreading period and/or within buffer zones will lead to a sanction.

Table 4: Buffer zones applicable when farmyard manure is stored in a field

Water body/Feature	Buffer zone
Any water supply source providing 100m ³ or more of water per day, or serving 500 or more people	250 metres
Any water supply source providing 10m ³ or more of water per day, or serving 50 or more people	250 metres
Any other water supply for human consumption	50 metres
Lake shoreline	20 metres
Exposed cavernous or karstified limestone features (such as swallow holes and collapse features)	50 metres
Any other surface waters	20 metres

Ploughing and Green Cover

You must:

- Where arable land is ploughed between 1st July and 30th November, take the necessary measures to have green cover from a **sown crop** within 6 weeks of ploughing
- Where grassland is ploughed between 1st July and 15th October, have green cover from a **sown crop** by 1st November
- After applying a non-selective herbicide to arable land, or to grassland in the period between 1st July and 30th November, take the necessary measures to provide for the emergence within 6 weeks of the application, of green cover from a **sown crop** or **from natural regeneration**
- If you use a non-selective herbicide on arable land or grassland between 1 July and 30 November, there must be green cover from a **sown crop** or **from natural regeneration** within 6 weeks from when you use the herbicide. In the case of seed crops and crops for human consumption where the contract prohibits the use of non selective herbicide pre-harvest the requirement to provide green cover is reduced to 75% of the contract area where the non selective herbicide is applied to land after 15th October.

You must not:

- Plough grassland between 16th October and 30th November
- Remove green cover before 1st December once it is sown (to be in compliance with the nitrates regulations) by ploughing or by the use of a non-selective herbicide unless a crop is sown within two weeks of its removal
- Plough or cultivate for non-grass crops within 2m of a watercourse marked on a 6" OSI map (1:10560)

Records

As part of Cross Compliance you have to keep nitrates records. You must keep the records for each calendar year and they must be finalised by 31st March of the following year. You must retain records for at least five years.

These are the records you must keep:

- The total area of your holding in hectares (this is on your application form for the Basic Payment Scheme if you are an applicant)
- The eligible area of the holding in hectares (this is on your application form for the Basic Payment Scheme if you are an applicant)
- The areas of grass and any other crops on your holding (this is also in your application form for the Basic Payment Scheme)
- An estimate of how much fertiliser your holding requires for the year and where applicable a copy of a Nutrient Management Plan (NMP) completed for your holding
- The numbers and type of livestock you have, as follows:
 - In the case of cattle, you do not need to keep any records additional to the Bovine Herd Register (BHR) or Electronic Bovine Herd Register
 - In the case of sheep, you do not need to keep any records additional to the Flock Register
 - In the case of pigs and poultry, record number of pig or poultry places
 - You should also record the number of each livestock type other than the above types on the holding on the first day of each quarter e.g. horses/donkeys/deer
- The quantities and types of chemical fertilisers moved on to or off your holding, including opening stock, records of purchase and closing stock (keeping receipts at all times)

- The total amount of concentrates (including cereals produced on your holding and purchased from another farmer) that you fed to grazing livestock during the **previous year**. You should also keep a copy of all dockets showing quantities of concentrates purchased during the previous year
- Livestock manure and other organic fertilisers moved on to, or off the holding, including quantities, type, dates and details of exporters/importers, as the case may be
- Quantities and type of organic fertiliser applied to Index 1 and 2 soils and details of the size of area (Land Parcel Identification System (LPIS) numbers) of land it was applied on
- Completed record of movement of organic fertiliser form (Record 3) must be submitted to Nitrates Section, Department of Agriculture, Food and the Marine, Johnstown Castle Estate on or before 31st December each year in respect of all exports of livestock manure (e.g. cattle manure, pig slurry, poultry litter) which occurs during the year, otherwise the export will not be considered valid. This applies to all farmers
- A record of the details of livestock temporarily moved to, or received from, another holding for grazing including cattle/sheep types (Record 4). This record must be submitted to Nitrates Section, DAFM, Wexford, on or before 31st December each year
- A record of any rental/grazing agreements. This record should include the rental period, LPIS numbers of land grazed plus name and herd number of transferor/transferee (Record 5). This record must be submitted to Nitrates Section, DAFM, Wexford, on or before 31st December each year
- The facilities you have for storing livestock manure and other organic fertilisers, soiled water and effluent from dungsteads, farmyard manure pits or silage pits also how much they can hold and an assessment of whether you have enough storage to meet the requirements of the Regulations
- The results of any soil tests (you must keep copies of them, a location map clearly identifying the areas from which they were taken and size of the areas)
- The location of any point where water for human consumption is taken from any surface watercourse, borehole, spring or well



Not minimising soiled water may result in a sanction irrespective of meeting storage requirements

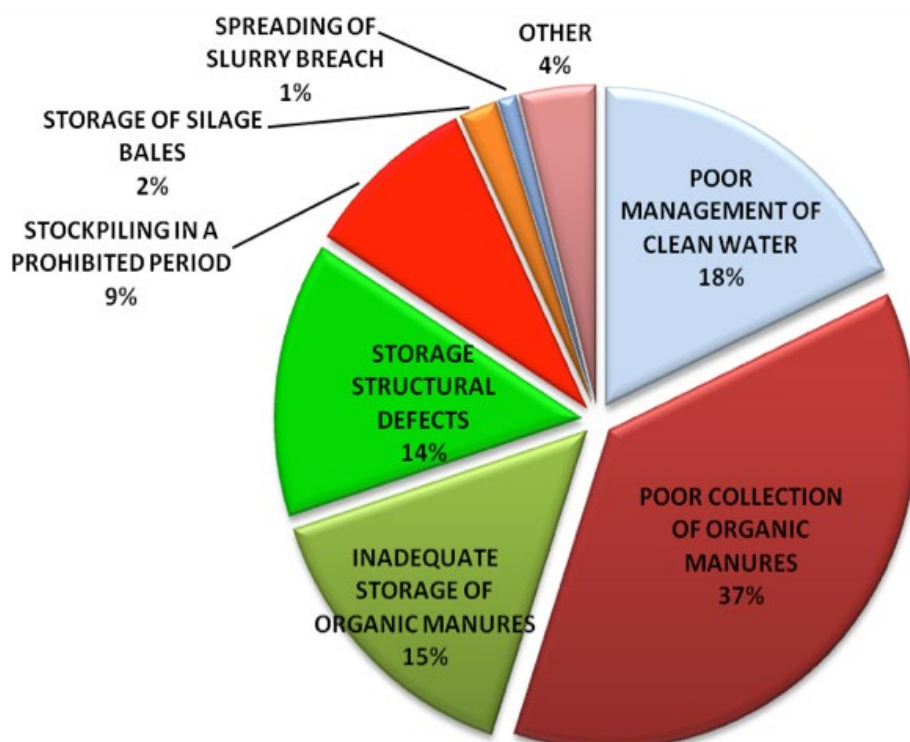


Storing silage bale within 20 metres of a watercourse without collection facilities may result in a sanction

Plan Ahead: It is recommended that you estimate your holding's fertiliser requirements early in the year using the record of the areas of grass and any other crops on your holding.

Concentrates: In general each tonne of feed used on the farm reduces your chemical P allowance by 5Kg.

Distribution of Nitrates Breaches in 2014



- First 300kgs concentrate fed for every 85kg of livestock manure N/ha is discounted
- Availability of P in organic fertilisers reduces to 50% when applied to Index 1 & 2 soils

Note: In the case of purchased fertiliser and concentrates you are required to keep the original receipts and submit on request

SMR 1 Inspections

The inspector will check the following:

- Is the farmer minimising soiled water?
- Measures & checks if all manure storage facilities are 'fit for purpose'
- Is FYM stockpiled/stored on land?
- Storage of silage bales
- Land spreading/buffer zones of chemical & organic fertilisers
- Ploughing & Green cover

On inspection the applicant must submit:

- Complete and accurate records by the 31st March of the following year if requested to do so
- Soil sample results (where applicable) accompanied by a location map showing sample identifier
- Import/Export forms for organic manures

Reconciling and checking the records submitted to the DAFM will include:

- Checking accuracy of records and submission of records on time
- Checking the validity of records/invoices
- Determining if the minimum manure storage requirements are being met
- Checking if out-wintering requirements are being met
- Checking if the chemical N and P used, is within the requirements

Further Information:

<http://www.agriculture.gov.ie/farmerschemespayments/crosscompliance/nitrates>

The Explanatory Handbook for Good Agricultural Practice for the Protection of Waters Regulations 2014 and SI 31 of 2014 - European Union (Good Agricultural Practice for Protection of Waters) Regulations 2014 can be found at: <http://www.agriculture.gov.ie/ruralenvironment/environmentalobligations/nitrates/>

www.OSI.ie

SMR 2 Conservation of Wild Birds

This requirement is aimed at protecting all wild birds, their eggs and nests. This SMR is applicable to all farmers and all land. There may be additional rules to comply with if you have land designated as a Special Protection Area (SPA).

It is the beneficiary's responsibility to be aware if their land (including rented land) is within a SPA and to be aware of the particular requirements attaching.

The removal of vegetation from a field, e.g. scrub that is beneficial to birds is not permitted during the bird nesting season (1st March to 31st August inclusive*). As hedgerows are landscape features they cannot be removed at any time of the year.

Trimming/cutting of trees and/or hedges during the bird nesting season is not permitted unless you are directed to do so by your Local Authority in the interests of health and safety.

* These dates may change but are correct at time of going to print.

SPA

Landowners have been notified by the National Parks & Wildlife Service (NPWS) of the types of activities or works that require the consent of the Minister for Arts, Heritage and the Gaeltacht before being carried out in the protected site or sites when initially proposed for designation.

These activities are also set out in the Statutory Instrument formally designating each Special Protection Area.

See: <http://www.npws.ie/protected-sites/spa>

In total there are 38 Activities Requiring Consent (ARCs).

- You must not carry out any of the specific activities that require consent for your SPA unless written consent is obtained from the NPWS **prior** to the activity taking place. You must retain correspondence of approval.

SMR 2 Inspections

Inspections will involve:

- Checks for evidence if any activities that require consent have been carried out or being carried out without having the appropriate consent in place
- Checks for evidence of any activities inside and/or outside the protected areas likely to cause a deterioration of habitats or any disturbances affecting birds e.g. hedge cutting during the nesting season

Further Information:

<http://www.agriculture.gov.ie/farmerschemespayments/crosscompliance>

<http://www.npws.ie/protected-sites/spa>

Details of the ARCs can also be requested from the National Parks & Wildlife Service (01-8883254 or Nature. Conservation@ahg.gov.ie) or <http://www.npws.ie/contact-us>

SMR 3 Conservation of Natural Habitats and of Wild Flora and Fauna

These requirements are aimed at protecting important habitats and species of flora and fauna (plants and animals). This SMR is applicable to all farmers with land designated as a Special Area of Conservation (SAC).

Special Areas of Conservation (SAC)

All landowners within these designated areas have been previously informed by the National Parks and the Wildlife Service (NPWS) of the designation. These landowners will already be aware of the obligations that exist on their land as they have received maps, a list of species relevant to the site and a list of Notifiable Actions/ARCs

It is the beneficiary's responsibility to know if the land they declare (including rented land) for the BPS is within a SAC designated area and to be aware of the particular requirements attaching.

You must:

- Be aware of the list of Notifiable Actions/ARCs for your site
- Apply to the NPWS and obtain written permission prior to carrying out any of the Notifiable Actions/ARCs specific to your site. You must retain correspondence of approval

You must not:

- Carry out any Notifiable Actions/ARCs specific to your SAC without written permission

SMR 3 Inspections

Inspections will involve:

- Checks for any actions being carried out without the necessary permission within the designated lands
- Where permission has been granted by NPWS, checks will be carried out to see that works did not go beyond what was granted

Note: A third of the sanctions applied in 2014 under this SMR for damage/removal of habitats incurred a 20% sanction

Further Information:

<http://www.agriculture.gov.ie/farmerschemespayments/crosscompliance>

<http://www.NPWS.ie>

Area 2 – Public, Plant & Animal Health

Statutory Management Requirements (SMRs)

SMR 4 - Food and Feed Hygiene

SMR 5 - Restrictions on the use of Substances having
Hormonal or Thyrostatic Action and Beta -
Agonists in Farm Animals

SMR 6 - Pig Identification and Registration

SMR 7 - Cattle Identification and Registration

SMR 8 - Sheep/Goat Identification and Registration

SMR 9 - Prevention and Control of Certain Transmissible
Spongiform Encephalopathies (TSEs)

SMR 10 - Plant Protection Products (PPPs) - Pesticides

SMR 4 Food and Feed Hygiene

This SMR is applicable to all farmers both as food and feed business operators producing food or feed from plants and rearing animals for food or producing products of animal origin.

Feed Storage and Use

You must:

- Source and use feed from establishments that are registered by DAFM. A list of registered and approved establishments is available using the link below <http://www.agriculture.gov.ie/agri-foodindustry/feedingstuffs/listsoffbos-registeredandapproved/>
- Put measures in place to ensure cross contamination of feed does not occur. In this regard you should:
 - Store and handle medicated feed and non-medicated feed separately to avoid feeding of medicated feed to non-target animals
 - Store and handle chemicals, waste and hazardous substances separately
 - Ensure that stored seed is not accessible to animals
 - Ensure that feed is not transported, stored, handled or fed in a manner that could lead to contamination of feed from chemical, biological or physical sources
 - Regularly clean stores, storage areas, machinery and containers in order to avoid potentially hazardous contamination of feed
- Ensure actions are taken to control vermin
- When using feed additives, veterinary medicinal products or biocides on the farm, follow the dosage application rate, storage and usage guidelines as stated on the label.

Producing Food and/or Feed

You must:

- Not place unsafe food and/or feed on the market. Food is considered to be unsafe if it is deemed to have an adverse effect on human or animal health or makes food produced on the farm unsafe for



Feed Store - In Compliance

human consumption e.g. milk/animals presented with antibiotic residues or heavily soiled cattle presented for slaughter

- On becoming aware of supplying unsafe food to the market, you must:
 - Withdraw, recall and destroy the unsafe food or feedstuff
 - Immediately inform the Food Safety Authority of Ireland (FSAI) of the supply of unsafe food or feed to the market and actions you have taken to prevent risks to the final consumer

Traceability and Records

You must:

- Maintain feed records to include:
 - The type and quantity of products used and/or supplied
 - The name and address of suppliers and/or customers
 - The dates of delivery to the farm and if applicable the leaving dates
- Keep the following records for at least 5 years:
 - Details of veterinary medicinal products purchased, or other treatments, administered to your animal(s), the dates of the treatment and the withdrawal period (Remedies Record)
 - Plant protection products and biocides used on the farm

Hygiene of Food and Feed

You must:

- Take adequate measures to prevent the introduction and spread of contagious diseases transmissible to humans through food e.g. ensure that you have adequate isolation facilities on farm
- Take appropriate remedial action when informed of problems identified during official controls, comply with sampling programmes as directed
- Observe the testing frequency required in the legislation for Tuberculosis or other diseases
- Ensure that unauthorised / illegal substances are not used
- Ensure that authorised products are used correctly
- Ensure safe storage and handling of waste and hazardous substances in order to prevent contamination of food

Note: Be aware of the withdrawal period when administering treatments to animals and update your Animal Remedies Record following each treatment

Dairy Hygiene

The Dairy Parlour

You must:

- Clean and disinfect, where necessary, the surfaces of equipment that come into contact with raw milk after each use. This equipment must also be maintained in a sound condition
- Ensure that milking equipment and the premises where raw milk are stored, handled or cooled are located and constructed to limit the risk of contamination of milk
- Ensure that premises used for the storage of raw milk:
 - Are protected against vermin, including birds and birds' nests
 - Are adequately separated from premises where animals are housed
- Ensure that raw milk is held in a clean place, designed and equipped to avoid contamination, immediately after milking. The milk must be cooled immediately to:
 - not more than 8°C if it is collected daily, or
 - not more than 6°C if it is not collected daily
- Ensure that cow housing, yards and passageways are constructed and managed in such a way to ensure cows are clean e.g. ensure automatic scrapers are working



Milking Parlour - In Compliance

Herd Hygiene

You must:

- Carry out milking hygienically, especially making sure that:
 - Before milking starts, the teats, udder and adjacent parts are clean
 - You satisfactorily identify animals undergoing any medical treatment which is likely to transfer residues to the milk or colostrums
 - Raw milk from any animals that are still within the withdrawal period after receiving medication is not used for human consumption
- Ensure that raw milk comes from animals that:
 - Are in good general state of health
 - Show no signs of disease that might result in the contamination of milk
 - Do not have any udder wound that is likely to affect the milk
 - Have not been administered with any unauthorised substances or products
- Ensure that raw milk comes from animals which have disease-free status for Tuberculosis
- Isolate animals effectively that are infected or suspected of being infected with Tuberculosis, so that there is no adverse effect on other animals' milk

Egg Hygiene Requirements

The following additional hygiene requirements apply if you are an egg producer.

- You must keep eggs clean, dry, free from extraneous odour, effectively protected from shocks and out of direct sunshine while on your premises

SMR 4 Inspections

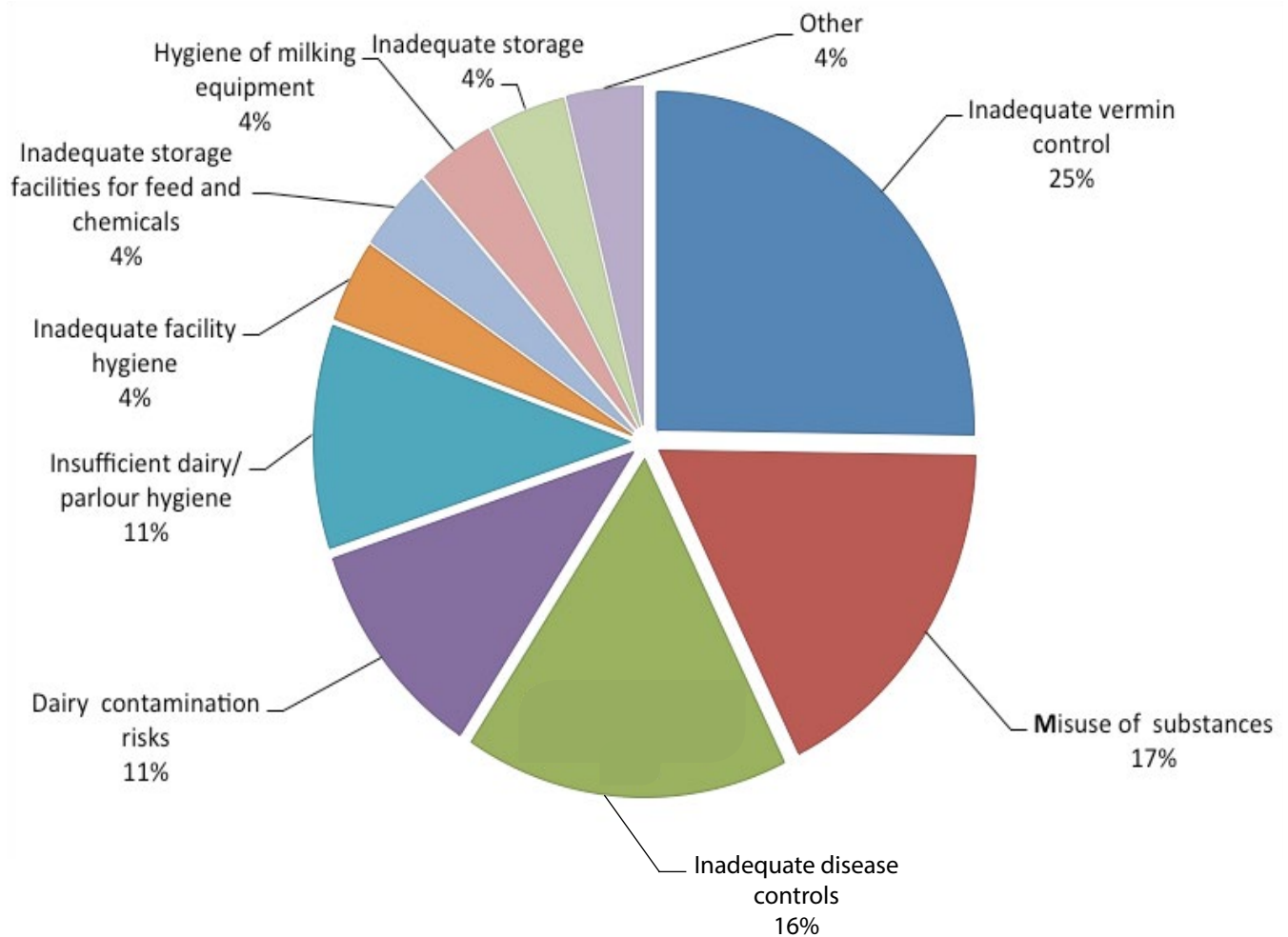
Inspections will involve:

- Checks to verify that food and feed are produced and stored in a safe manner
- Checks on the maintenance of traceability systems e.g. records
- Checks that the dairy/milking parlour, equipment and cow housing is kept clean and in good repair and that the dairy is isolated from sources of contamination e.g. that screens and doors between the dairy and milking parlour and dairy and outside environment are in place and properly maintained
- Checks to verify the adequate control of vermin
- Checks on hygiene during milking
- Checks on the observation of withdrawal periods



Milking Parlour Dairy entrance - In Compliance

Distribution of Food and Feed Hygiene Breaches in 2014



Further Information:

<http://www.agriculture.gov.ie/foodsafetyconsumerissues>
<http://www.agriculture.gov.ie/animalhealthwelfare>
www.FSAI.ie (Food Safety Authority of Ireland)

SMR 5 Restrictions on the use of Substances having Hormonal or Thyrostatic Action and Beta-Agonists in Farm Animals.

The aim of these requirements is to prohibit the illegal use of substances that have a hormonal or thyrostatic action and beta-agonists in animals, and to prevent the residues that these substances leave in meat and other foodstuffs from entering the human or animal food chain.

This SMR applies to all farmers keeping animals.

You must:

- Comply with the E.U. hormone ban
- Comply with withdrawal periods for animal remedies authorised under the exceptions to the hormone ban
- Make available all veterinary medical records relating to restricted substances on request

You must not:

- Administer a restricted substance to a farm animal, unless it is administered in line with any permitted exceptions. Restricted substances include thyrostatic substances, stilbenes, stilbene derivatives and their salts and esters, Oestradiol 17 β and its ester-like derivatives and substances having an oestrogenic, androgenic or gestagenic action and beta-agonists
- Place on the market or send to slaughter, animals that have been administered a restricted substance, unless it has been given in line with permitted exceptions
- Sell meat, or any other animal product, derived from an animal to which a restricted substance has been administered, unless it has been given in line with permitted exceptions

SMR 5 Inspections

Inspections will involve:

- Taking of samples and the analysis of samples at approved laboratories for the specified animal species and substance groups
- Farm visits selected under the target criteria for the detection of residues of banned substances

Further Information:

<http://www.agriculture.gov.ie/animalhealthwelfare>

SMR 6 Pig Identification and Registration

The aim of this requirement is to maintain the system for the identification and registration of pigs to facilitate their traceability and to reduce the risk of spreading disease. It is critical that traceability of pigs is maintained at the highest level.

Full details of the requirements governing the identification and registration of pigs are available from your local District Veterinary Office or alternatively on www.agriculture.gov.ie.

Identification and Registration

You must:

- Register with the Department of Agriculture, Food and the Marine and obtain a pig registration number
- Have your pig herd registered with the National Pig Identification and Tracing System (NPITS)
- Use approved eartags bearing the letters IE, the pig herd registration and an individual animal number
- Use your individual slapmark where a pig is moved from your holding to slaughter. It must be clearly visible on each animal
- Tag all breeding stock on the holding



- Tag all pigs moving between pig units even if the units are owned by the same individual

You must not:

- Remove or replace eartags without permission from DAFM
- Alter or deface an eartag
- Alter, remove, or duplicate any holding code, curer mark or individual identification number on a pig

National Pig Identification and Tracing System (NPITS)

Composition of Pig number

- IE represents the Country
- ZW598 – your herd number
- 76549 – Individual animal number

Pig Movements

You must:

- Notify the NPITS Database of all movements
- Notify all movements out of the herd to South Western Services [SWS] (excluding factory) at least 24 hours prior to the event
- When moving out of your herd to the factory notify SWS on the day of movement
- Notify movements into the herd within 24 hours of receipt of the pigs
- Complete the Dispatch Docket:
 - Pigs direct to slaughter plant/another herd owner – top copy (green) of this form to accompany the consignment
 - Pigs through a mart – two parts of this form top copy (green) and middle copy (pink) to accompany the consignment
 - The bottom copy (yellow) should be retained
- Details required on the Dispatch docket:
 - Name and address of the owner
 - Pig herd number
 - Number and type of pigs loaded
 - Name and address of veterinary practitioner
 - Destination of pigs

Records

You must:

- Maintain your pig register which shall include the following information:
 - The animals present on the holding
 - Up-to-date movement records
 - Identification numbers in each movement
 - Origin or destination and the date of such movement
 - Make available upon request an up-to-date pig register
- Ensure that an accurate dispatch docket accompanies each consignment of pigs
- Retain dispatch dockets for 3 years

Sample Pig Register

Date	Action*	Total number of pigs on holding	Dispatch document reference

*B = births, D = deaths, OUT = movements out of the holding, IN = movements onto the holding

SMR 6 Inspections

Inspections will involve checks that:

- The holding is registered with NPITS
- Dispatch dockets are compatible with the database
- The register is being maintained
- Breeding stock and stock moved onto/off holding are properly tagged

Common Non-Compliances

- Breeding pigs not tagged
- Holding not registered to keep pigs
- Movement of un-tagged pigs between holdings
- Pig register not maintained

Only persons registered with the Department and issued with valid pig herd numbers are allowed to own or trade in pigs. This provision applies to anyone who wishes to own pigs, irrespective of the number

Further Information:

<http://www.agriculture.gov.ie/farmingsectors/pigs>

<http://www.agriculture.gov.ie/farmerschemespayments/crosscompliance>

South Western Services (SWS) on Lo-Call number 1890-291-000

SMR 7 Cattle Identification and Registration

The aim of this requirement is to maintain the system for the identification and registration (IDR) of cattle to facilitate their traceability. It is critical that traceability of cattle is maintained at the highest accuracy level.

Full details of the requirements governing the identification and registration of cattle are available from your District Veterinary Office or alternatively on: <http://www.agriculture.gov.ie/animalhealthwelfare>

IDR of Bovines consists of four Pillars namely:

- A properly maintained Herd Register
- Compliance with Tagging Requirements
- Up-to-date Animal Identification & Movement (AIM) System Database
- Passports

Tagging

You must:

- Use only approved eartags on **both** ears
- Tag all calves within 20 days of birth and in any event before they leave the holding if earlier than 20 days
- Register all calf births within 7 days of tagging
- Ensure that purchased cattle have correct eartags and passports
- Ensure that cattle moving off the holding are correctly tagged and are accompanied by the proper documentation i.e. Passport and valid Compliance Certificate
- Replace lost eartag(s) immediately on discovering the loss



Correctly tagged bovines



Tagged within 20 days

You must not:

- Remove, replace, alter or deface an eartag
- Register eartags prior to tagging the animal(s)

All animals must have two eartags at all times. Regularly check your animals and reorder immediately (in order to avoid possible sanctions)

Passports

You must:

- Check all new passports when they are received to confirm that all details are recorded correctly
- Sign and update all passports e.g. when purchased or received following registration by the herdowner
- Ensure animals moving into herds are accompanied by valid passports
- Ensure that all the correct passports are present on the farm
- Replace any lost or defaced passports
- Surrender any surplus passports to DAFF
- Retain all details of original identity in the case of imported animals. Ensure that all imported cattle are registered on the Animal Identification and Movement (AIM) System and that a passport is received for each animal

You must not:

- Alter or deface passports
- Move an animal onto or off the farm without being accompanied by a valid passport

AIM System Database

Notification of births, movements and deaths

You must:

- Notify all births and movements of bovines to the AIM system database
- Obtain, **in advance**, a Compliance Certificate (application for permit to move animals – form NBAS 31B) for all direct purchases and sales/movements to other farmers/dealers/agents. The seller is responsible for obtaining the Compliance Certificate prior to the movement off the holding. Sales of cattle through a mart or factory will be notified to the database by the mart or factory
- Complete, Sign, Date and Return the notification document which is to be received in SWS **within 7 calendar days** of the movement taking place. **In the case of farm to farm movement it is the Purchaser who is responsible for returning this form.** Both parties are legally obliged to keep the database up-to-date. The herdowner is responsible for notifying the database of on-farm deaths
- Notify all on-farm deaths and method of disposal of animals in the specified format (NBAS 31D form) within 7 days of the death - usually through the knackery notification process. Ensure that the documentation is completed, the passport and appropriate fee is given to the collection service

Notify all births on the holding no later than 27 days after the birth with the correct date of birth

In the case of farm to farm movement it is the purchaser who is responsible for returning the form

You must not:

- Move an animal onto or off the farm without having a valid Compliance Certificate (except for mart/factory movements)

Bovine Herd Register (BHR)

You must

- Update the BHR within 7 days of tagging an animal or movements into or out of the herd, to include births, deaths and stolen or lost animals
- Retain purchase and sales receipts as back-up for the Register
- If computerised registers are used they must be on the DAFM approved list

Note: All records must be available for inspection

You should report the theft of cattle to your local Garda station immediately.

You can register to maintain the Bovine Herd Register online using your AIM profile but you must be registered with AgFood to be accepted **and tick the online bovine herd register tab.**

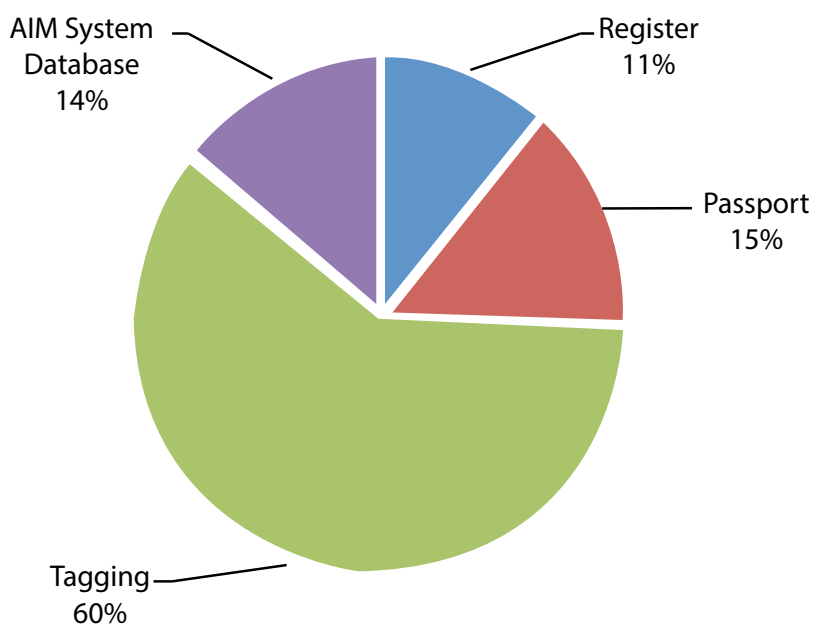
Advantages:

- Can discontinue using the hardcopy Bovine Herd Register (Blue Book).
- All births can be easily registered on line.
- Can be used to apply for a farm to farm movement i.e. Compliance Certificate and then notify the AIM system of these movements.
- Reduces the risk of Cross Compliance sanctions for not maintaining the Bovine Herd Register.

SMR 7 Inspections Distribution of Cattle IDR Breaches in 2014

Inspections will involve checks to ensure that:

- The animals on the farm are properly recorded on the AIM system database
- Passports are signed, up-to-date and are checked against the herd profile
- Movements on to and off the farm are properly notified and recorded on the AIM system
- The Bovine Herd Register is up-to-date
- Animals are properly tagged i.e. two eartags and registered. Animals missing one tag will be recorded along with animals missing both eartags and sanctions may apply
- A sample of animals will be taken to verify compliance with some of the requirements namely the herd register while the entire herd will be checked for the other requirements
- The number of calves not registered less than 27 days old are subsequently checked after the inspection to ensure they are fully compliant with the requirements
- The herdowner's history of notifications to the database in the calendar year of the inspection is within the required period



Further Information:

<http://www.agriculture.gov.ie/agfoodinformationpages> - Agfood information pages

<http://www.agriculture.gov.ie/animalhealthwelfare/animalidentificationmovement> - Animal identification and movement

SMR 8 Sheep and Goat Identification and Registration

The aim of these requirements is to maintain the system for the identification and registration (IDR) of Sheep and Goats in order to facilitate their traceability.

Full details of the requirements governing the identification and registration of Sheep and Goats are available on <http://www.agriculture.gov.ie/animalhealthwelfare>

A compliant IDR system for Sheep/Goats comprises of:

- Tagging
- Annual Census/Database
- Flock register
- Dispatch Dockets

If you keep sheep, you must register your flock with the Department of Agriculture, Food and the Marine

Tagging

You must:

- Use approved eartags and insert in the correct ear
- Tag all sheep before they leave the holding
- Electronically tag all homebred sheep at 9 months of age if they are to be kept for breeding purposes
- Electronically tag all sheep once they reach 12 months of age
- Ensure that sheep that are required to have two eartags have both eartags at all times
- For bought in breeding sheep retag with electronic tags correlating old and new numbers in the flock register or order EID tag to match original conventional tag
- For sheep born before 01/01/2010 continue with the old system of white tags or conventional tags only
- Replace illegible (e.g. electronic tags that will not transmit its number when scanned), damaged or lost tags immediately
- Where original identity/holding of origin cannot be discovered insert red tags
- Record the removal/application of tags in the Ovine Flock Register (OFR)
- Record replacement tags in Ovine Flock Register

You must not:

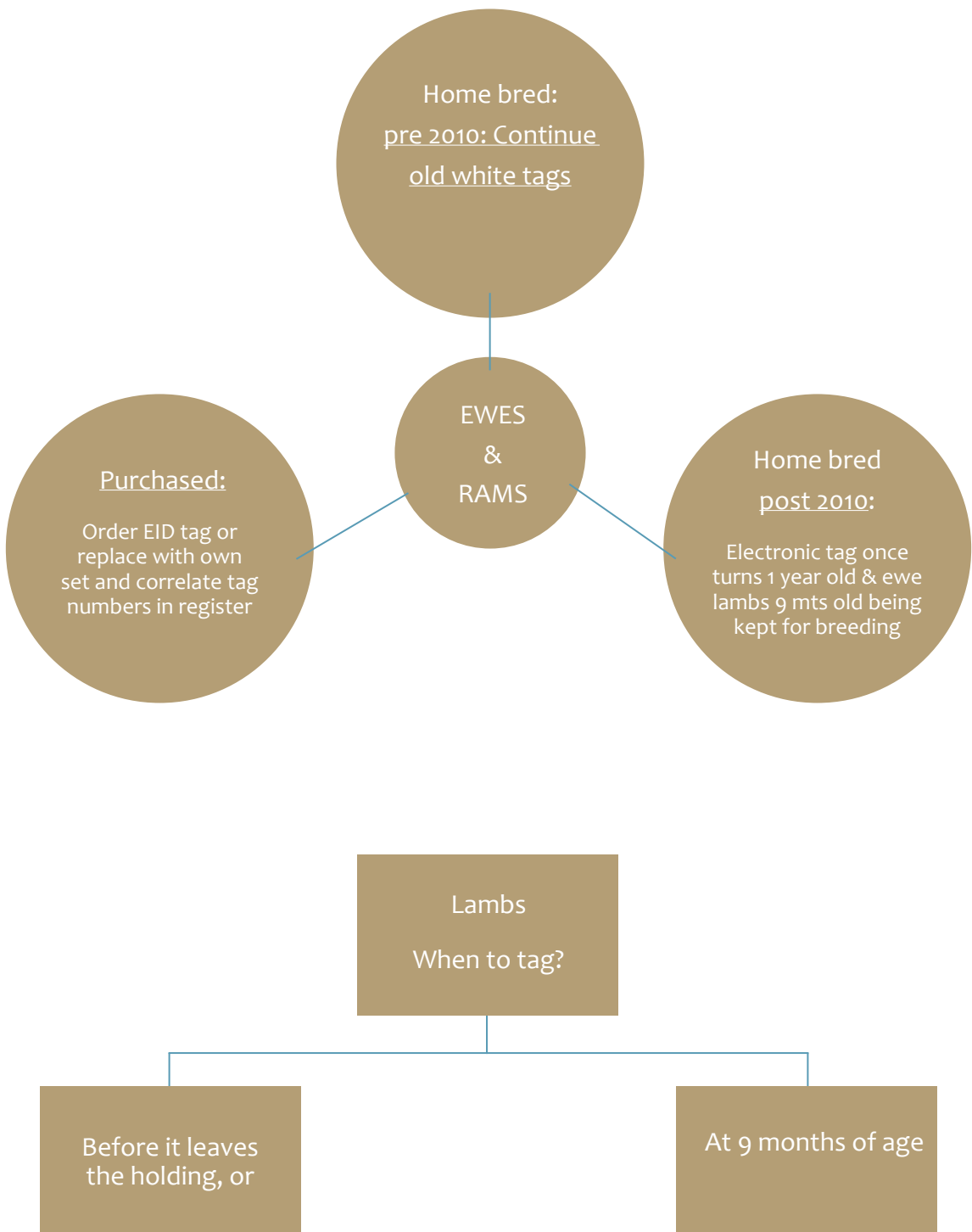
- Remove or replace eartags without permission from DAFM
- Alter or deface an eartag
- Retag lambs for fattening



Correctly tagged sheep

Regularly check animals for lost tags, even sheep missing one eartag (sheep born after 01/01/2010) and **replace/reorder** (in order to avoid possible Cross Compliance sanctions)

Tagging Requirements





Cross checking Census details

Annual Sheep Census / Database

You must:

- Complete an **accurate** annual census and forward it to DAFM annually **before** the submission deadline
- Record census details in your Ovine Flock Register
- Notify the local District Veterinary Office (DVO) of temporary movements of sheep between holdings (farm to farm)

Reconcile your stock numbers as regularly as possible but you must reconcile at least once a year

Dispatch Documents

You must:

- Ensure all details are recorded correctly on the dispatch docket, to include:
 - The date of the movement
 - The number and type of animals moved
 - The individual tag numbers of the sheep
 - The destination/origin of animals
 - The transportation details
 - The required signatures
- Ensure that when sheep are moved, they are accompanied with a fully completed dispatch docket
- Retain dispatch dockets/movement dockets in respect of all sheep moved on and off the holding for 3 years

For Farm to Farm - the purchaser must return the dispatch docket to the DVO within **7 calendar days**

Note: When sheep are moved through a Mart/Meat Plant, the movement is recorded automatically on the AIM system.

The Dispatch/Movement Document is a three-part document:

- The White (top) copy must accompany all sheep moving off farm and be retained by the purchaser
- The Pink (middle) copy should also accompany the sheep if they are being sold in a mart and retained by the mart for their records
- The Yellow (bottom) copy must be retained by the seller for their own records

You must not:

- Move sheep without the correct and fully completed dispatch docket accompanying them
- Use old or blank dispatch dockets

Ovine Flock Register (OFR)

You must

- Update the Flock Register immediately on tagging an animal or on movements into or out of the flock
- Record the annual census in your Flock Register
- Only use DAFM approved computerised registers
- Ensure all events are recorded in the Flock Register
 - Tagging
 - Purchases/sales/movement onto/off holding
 - Deaths
 - Replacement eartags

Note: All records must be available for inspection

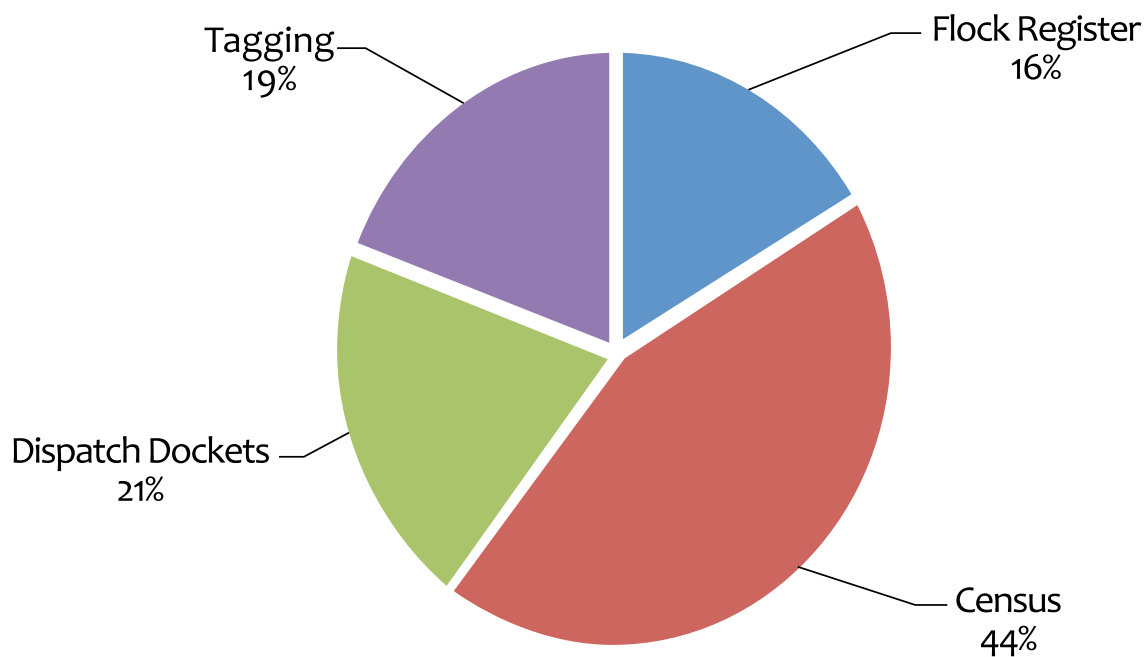
SMR 8 Inspections

The inspecting officer will check that all the requirements referred to above are complied with and will check that:

- A sample of the animals on the farm match the animals recorded on the flock register
- A full flock/herd count is conducted and reconciled with the last Sheep Census

- Movements on to and off the farm are properly notified and recorded on the database. This applies in general to private farm-to-farm movements where the purchaser is responsible for notifying the movement within 7 days of the event
- The Flock Register is up to date
- All dispatch dockets are present and correctly entered in the flock register
- Animals are properly tagged and will record the number of animals non compliant with tagging

Distribution of Sheep/Goat IDR Breaches in 2014



Further Information:

<http://www.agriculture.gov.ie/animalhealthwelfare/animalidentificationmovement/nationalsheepidentificationsystem>

<http://www.agriculture.gov.ie/animalhealthwelfare/animalidentificationmovement/nationalgoatidentificationsystem>

<http://www.agriculture.gov.ie/animalhealthwelfare/animalidentificationmovement/sheepgoatcensus>

SMR 9 Prevention and Control of Certain Transmissible Spongiform Encephalopathies

The aim of this requirement is to minimise the risk posed to human and animal health by certain Transmissible Spongiform Encephalopathies (TSEs). These requirements apply to you if you keep farmed animals.

Relevant TSEs

- Bovine Spongiform Encephalopathy, BSE (cattle)
- Scrapie (sheep & goats)

You must not:

- Feed any of the restricted substances or include them in mixtures, feedstuffs, feed additives or pre-mixtures
- Feed ruminants protein derived from mammals
- Export or store feed intended for farm animals which contains protein derived from mammals, except for feeding dogs
- Store pet food containing animal protein in close proximity to farm animal feedstuffs where there is a risk of contamination of the animal feed

You must:

- Immediately notify the competent authority of any animal suspected of being infected by a TSE
- Comply with movement restrictions or any other notices served on that animal by the control authority

SMR 9 Inspections

Inspections will involve checking for:

- Evidence of the use and storage of feed to livestock containing Meat & Bone Meal, Poultry Offal Meal & Fishmeal
- Any evidence of animals infected with TSE that have not been notified to the Competent Control Authority

If you suspect animals are infected then contact DAFM immediately

Ensure that livestock do not have access to pet food and/or pet food is not stored near animal feed.

Further Information:

<http://www.agriculture.gov.ie/foodsafetyconsumerissues>

SMR 10 Plant Protection Products (Pesticides)

SMR 10 seeks to ensure that where pesticides are used, this use is necessary, and that they are used in a manner that minimises risk to the user, the environment and the food chain.

Pesticides comprise both Plant Protection Products (PPPs) and Biocidal products.

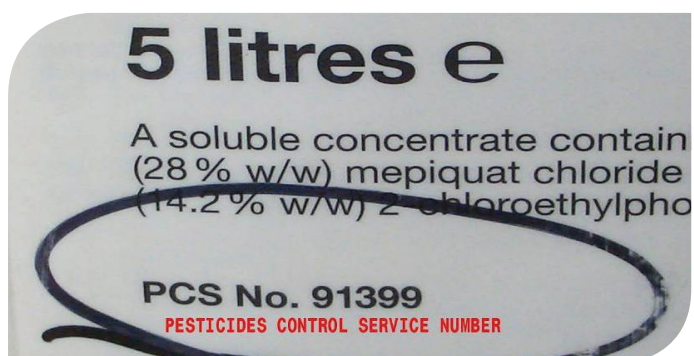
PPPs are used to protect crops from damage caused by pests, e.g. insects, fungi, weeds etc., and to regulate their growth, and include the following:

- Herbicides
- Insecticides
- Fungicides
- Plant Growth Regulators
- Seed Dressings
- Molluscicides
- Fumigants

Biocidal products are products used to control the actions of a wide range of harmful organisms. Dairy hygiene products and rodenticides are some of the more common biocidal products found on farms.

All pesticides purchased and used must be registered with the Pesticide Control Division (PCD) of DAFM. This registration requirement ensures that companies placing such products on the market have them properly labelled and packaged, and that they bear a valid registration number. This will take the form of a Pesticide Control Service Number (PCS No.), or in the case of some biocidal products a Biocidal Product Authorisation Number (IE/BPA).

Registers of currently approved PPPs and Biocides may be found at www.pcs.agriculture.gov.ie. The use of a product that has not been registered, or the use of a registered product in a manner that is not in accordance with the label instructions is illegal and will result in penalties being applied following inspection.



Storage Requirements

The size of a chemical store should reflect the maximum volume of pesticide product stored at any point of time. It can be a stand-alone building, container, press/cupboard/ filing cabinet etc., which is independently lockable, and is capable of containing spills – see link for further information:

www.pcs.agriculture.gov.ie/sud/professionaluserssprayer-operators

Dedicated storage facilities (chemical store) must:

- Have a warning sign affixed at the entrance to the store
- Be secure, lockable, and capable of containing spillages (bunded)
- In the case of a walk in store, be well ventilated within the store
- Powders should be stored separately or stored above liquids
- Products must be stored in original containers with labels attached
- Facilities to clean-up spills must be available e.g. sand/peat



Secure, bunded, chemical store with warning sign

NOTE: Dairy farmers may store limited quantities of dairy hygiene products that are used on a regular basis within the milking parlour/dairy. Care should be taken to ensure that there is no risk of contamination arising from this storage.

Product Rotation

You should:

- Ensure that products are used in a 'first in – first out' rotation
- Ensure that products past their "use-by date" are not applied, and are correctly disposed of
- Consign obsolete pesticides for hazardous waste destruction (check farming press for details of regional collection programmes)

Handling

You must:

- Have and use appropriate Personal Protective Equipment (PPE) at all times while handling and applying pesticides. This equipment should be clean and properly maintained
- Have appropriate measuring equipment designated solely for weighing/measuring pesticide products



Usage

You must:

- Only use PPPs or biocidal products listed on the respective registers of approved products - see www.pcs.agriculture.gov.ie
- Only use products in accordance with the product label instructions e.g. crops, correct application rates and timing of application
- Comply with the buffer zones as specified on the product label e.g. buffer zone of 5m from a watercourse when using any MCPA product
- Not fill any sprayer directly from a watercourse
- Ensure application equipment is fit for purpose and has been **properly calibrated** within the previous 12 months
- Use PPPs in accordance with the principles of Good Plant Protection Practice (GPPP)

Record Keeping

You must keep records to include:

- Details of all purchases, applications (by yourself and/or contractor), and disposal
- Product application records must include: crop, area treated, product name, PCS No., rate of application, volume of water, date of application, method of application, reason for application, whether STRIPE initiative was used to reduce buffer zones and Professional User No. (PU) of the person who applied the treatment

Principles of Good Plant Protection Practice (GPPP) include:

Optimal practice in the use of each PPP

- Correct choice of active substance
- Selecting the appropriate application rate
- Number, timing and frequency of applications
- Method of application
- Strategies to reduce spray drift
- Resistance management

The objective is to minimise residue risk and reduce operator exposure. Safe usage takes account of occupational and public health, animal and environmental considerations.

It also dictates the minimum application rate(s) required for effective pest control, that is applied in a manner so as to leave the least residue practicable. It is considered good GPPP when farmers comply with the conditions of the product registration.

See - www.pcs.agriculture.gov.ie/sud/professionaluserssprayeroperators/

Principles of Integrated Pest Management (IPM)

IPM requires that consideration be given to alternative methods of pest control, rather than relying exclusively on pesticides. Would certain cultivation practices reduce/eliminate the requirement for pesticide usage? By selecting for reduced straw height and disease resistance can a pesticide application be omitted, or the application rate/frequency reduced? It does not require that pesticides should not be used, but rather that alternative options of disease control be considered and used where appropriate. Detailed information on the Sustainable Use Directive (SUD) and IPM can be found at: (<http://www.pcs.agriculture.gov.ie/sud/>)

You should:

- Apply the principles of Integrated Pest Management (IPM), and be satisfied that the application of pesticides provides the most appropriate means of control
- Ensure that empty pesticide containers are triple rinsed and disposed of in a safe manner
- Carry out an IPM assessment for the holding – see www.pcs.agriculture.gov.ie/sud/integratedpestmanagement

SMR 10 Inspections

The inspecting officer will check that:

- The dedicated storage area is identified, secure (warning sign), lockable, and capable of containing spills
- There is absorbent material available e.g. bucket of sand/peat
- Protective equipment/clothing for handling PPPs are available
- Powders are stored above liquids to avoid contamination and products are in their original containers
- Where possible the buffer zones have been adhered to
- There is no evidence of the sprayer having being filled or washed from a watercourse
- Records of PPP usage and IPM are being maintained

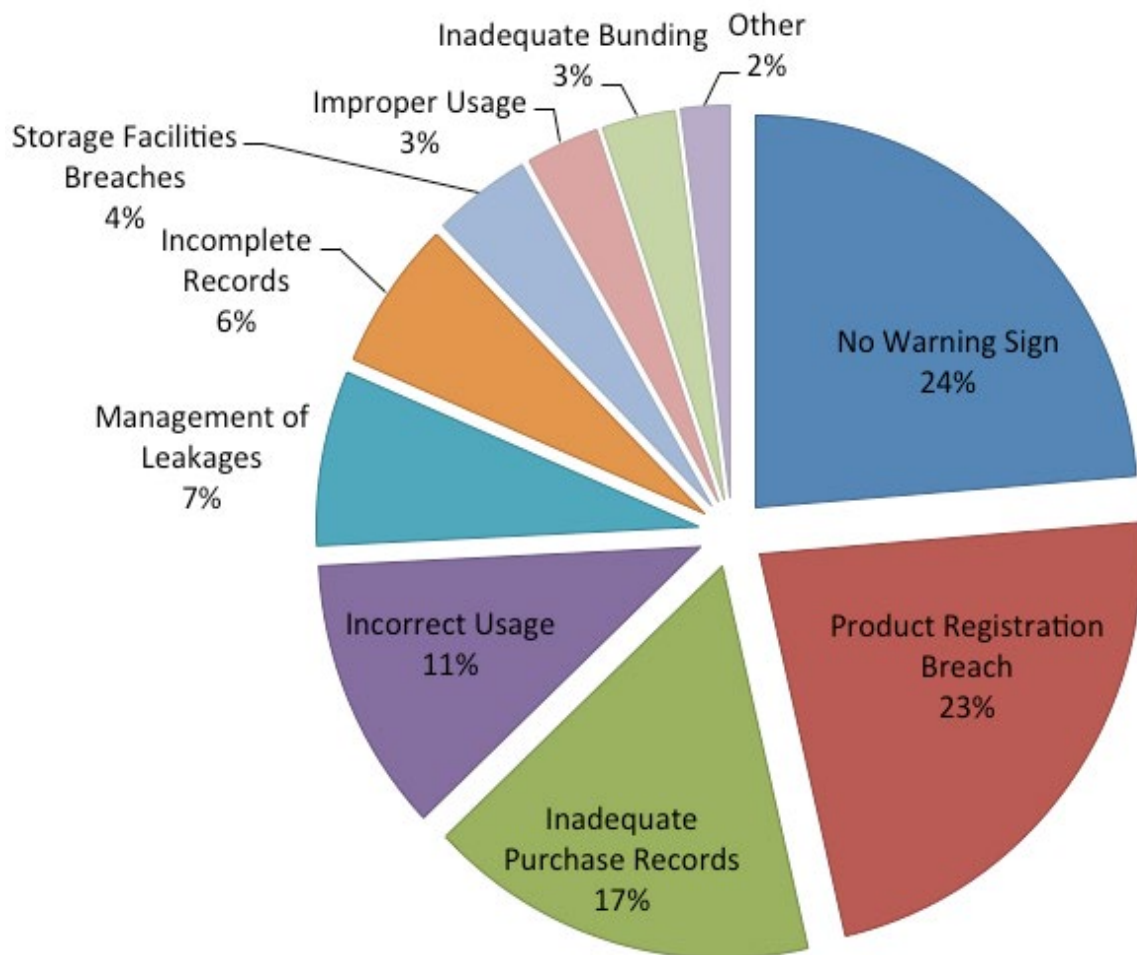
The inspecting officer will record:

- Sprayer details to include calibration within the previous 12 months and from 26 November 2016 date of testing and test certificate serial number or date of purchase if less than 5 years old
- Details of all pesticides found in the pesticide store (Note that there should be no pesticides on the holding which are not stored within the pesticide store)
- Professional User Number of person applying PPPs
- The Inspecting Officer will require the applicant to complete an application worksheet for all PPPs applied on the holding over the 12 month period prior to the inspection
- From 2016 the inspector will require details about how and where you fill and wash your sprayer, and may require to see any water collection facility or bowser

Based on the records provided, DAFM will review the inspection findings with regard to:

- Product registration – is the product currently registered with PCD?
- Product application rates – are these correct?
- Is the product appropriate for the crop indicated?
- Are Inspection findings in accordance with the Principles of GPPP?
- Are inspection findings in accordance with Integrated Pest Management?
- Is the application equipment suitable for the application of the product?

Distribution of Pesticide Breaches in 2014



Further Information

Cross Compliance requirements

<http://www.agriculture.gov.ie/farmerschemespayments/crosscompliance>

Approved plant protection products

Approved biocidal products

Sustainable Use Directive

<http://www.pcs.agriculture.gov.ie>

Area 3 – Animal Welfare

Statutory Management Requirements (SMRs)

SMR 11 - Welfare of Calves

SMR 12 - Welfare of Pigs

SMR 13 - Welfare of Farm Animals

SMR 11 Welfare of Calves

The aim of this requirement is to ensure the welfare of calves (bovine animals up to six months old) by meeting minimum standards for their care and husbandry. These requirements apply to you if you keep calves in addition to the other requirements for the Welfare of Farm Animals (SMR 13).

Routine Inspections of Animals and Freedom of Movement

You must:

- Inspect all housed calves at least twice a day
- If kept outside, inspect them at least once a day to check that they are in a good state of well-being
- Ensure that all calves are able to stand up, lie down, turn around, rest and groom themselves without difficulty i.e. freedom of movement
- Treat ill calves appropriately, promptly, obtain veterinary advice if appropriate and isolate



Group housing of calves with access to appropriate diet and fresh water

You must not:

- Tether your calves (exception – you may tether group housed calves for up to one hour, when feeding only)
- Cause injury to the calf if tethers are used
- Muzzle calves

- Confine a calf to an individual pen after 8 weeks of age without a veterinary certificate (Exception – this requirement does not apply to premises with fewer than 6 calves)

Housing

- Floors inside a building must be:
 - smooth but not slippery
 - suitable for the type of calf
 - comfortable with suitable bedding e.g. straw (for calves up to 2 weeks of age), clean and adequately drained
 - designed and managed in such a way as not to cause an injury to the calves
- Artificial lighting must be equivalent to normal daylight hours i.e. 8 hours/day
- Houses, pens, equipment and utensils must be clean and be able to be disinfected in order to prevent cross contamination
- Individual pens must have perforated walls which will allow calves to see and touch each other (except for those where a sick calf is isolated)
- Electrical appliances must be kept away from calves

Nutrition

You must:

- Provide colostrum within 6 hours of birth
- Feed all weaned calves at least twice a day. However once a day feeding is permitted in a recognised management system
- Ensure that groups of calves have adequate access to feed at the same time
- Ensure that there is adequate access to fresh water at all times
- Ensure that all calves get access to minimum daily ration of fibrous food (e.g. straw, hay) and that there is sufficient Iron in the food

SMR 11 Inspections

Inspections will involve checks for compliance on:

- Conditions for rearing calves
- Specific welfare requirements for:
 - Accommodation/freedom of movement/ bedding
 - Tethering
- Feeding, food, water and colostrum

SMR 12 Welfare of Pigs

The aim of this requirement is to protect the welfare of pigs by meeting minimum standards for their care and husbandry. These requirements apply to you if you keep pigs in addition to the requirements for the Welfare of Farm Animals (SMR 13).

Freedom of Movement

You must:

- Ensure that pigs are free to turn around and lie down at the same time
- Only tether pigs for veterinary purposes
- Ensure that there is an unobstructed area available behind the sow/gilt for the use of natural or assisted farrowing
- Allow the minimum floor spaces required

Routine Pig Inspections



You must:

- Take measures to prevent fighting where in groups by:
 - Providing a plentiful supply of straw
 - Separating aggressive pigs
 - Minimising/early mixing
- Ensure that individual pens for sick/injured/bullied pigs allow pigs to turn around easily
- Limit the use of tranquillising medicines to facilitate mixing of pigs and be in regular consultation with your veterinary surgeon regarding their use
- Ensure that pigs are treated for external or internal parasites where necessary
- Ensure that pregnant sows/gilts are thoroughly cleaned if moved to a farrowing crate

Pig Accommodation

Requirements:

- Continuous loud noise of greater than 85 decibels is not permitted
- Must have a comfortable lying area, drained and clean, allow all pigs in the group to lie at the same time and be able to see other pigs
- The building must be maintained at a comfortable temperature
- The correct measurements for individual and group pig pens must be adhered to at all times (http://www.agriculture.gov.ie/media/migration/animalhealthwelfare/animalwelfare/Pig_Welfare_Booklet.pdf)
- If pigs are kept in artificially lit buildings, you must provide lighting of at least 40 lux for a minimum of 8 hours a day
- Floors of buildings used to house pigs must be smooth but not slippery, designed and maintained so as not to injure pigs and suitable for the type of pig
- If using slatted floors the minimum width of the opening and the minimum width of the slat must be adhered to (refer to the requirements)
- Provide suitable nesting material one week before farrowing
- Boar pens should allow boar to turn around, hear, smell and see other pigs (6m² /adult boar)
- Piglets must be able to rest at the same time and suckle without difficulty
- Farrowing rails must be provided in the case of loose sow housing to protect piglets
- There must be permanent access to sufficient quantity of manipulable material for growing pigs that does not compromise the health of the pig
- Sows and gilts must be kept in groups during a period starting from four weeks after service to one week before expected time of farrowing (except in cases of holdings of fewer than 10 sows and for sick or injured animals)

Pig Nutrition

Requirements:

- All pigs must be fed at least once a day and if in groups must have access to feed at the same time
- All pigs greater than 2 weeks old must have permanent access to freshwater
- Dry pregnant sows and gilts must have sufficient bulky or high fibre food as well as high energy feed

Pig Weaning Procedures

- You cannot wean a piglet at less than 28 days old unless for health and safety reasons of dam or piglet
- You can wean at 21 days old if moved into specialised housing that is thoroughly cleansed and disinfected to minimise transmission of disease

Mutilations

- You cannot carry out routine tail docking/teeth clipping unless there is evidence of injuries to other pigs after other measures have been taken first
- You can only castrate or tail dock after 7 days when it is carried out by a veterinary practitioner

SMR 12 Inspections

All of the above are requirements that have to be adhered to when keeping pigs. This is only a summary list and for the full comprehensive list you should consult your local DVO

Inspections will involve checks for compliance on:

- Conditions for rearing and fattening pigs
- Specific welfare requirements for:
 - Boars
 - Sows and gilts
 - Piglets
 - Weaners and rearing pigs

Common Non-Compliances include:

- Deficiencies in buildings/accommodations/lighting
- Deficiencies in staffing and inspections of pigs
- Inadequate management of automated or mechanical equipment
- Nutritional deficiencies
- Mutilations

Further Information:

<http://www.agriculture.gov.ie/farmingsectors/pigs>

SMR 13 Welfare of Farm Animals

The aim of this requirement is to protect the welfare of farmed animals by meeting minimum standards for their care and husbandry. These requirements apply to you if you keep any species of farmed animals for farming purposes.

Concept of Animal Welfare

Animals must be kept free from:

- Thirst, hunger and malnutrition
- Unnecessary pain, suffering, injury and disease
- Stress and fear
- Impediments to express normal behaviour

Inspection requirements for Animal Welfare are broken down into the following 9 Sections:

- Staffing
- Inspections of animals
- Record Keeping
- Freedom of Movement
- Buildings, Accommodation & Lighting
- Equipment
- Nutrition
- Mutilations
- Breeding Procedures

Staffing

- Animals must be cared for by a sufficient number of competent staff at all times

Inspection of Animals

- Animals must be inspected at appropriate intervals and at least once a day
- There must be adequate lighting to enable a thorough inspection
- Any ill or injured animals must be cared for appropriately without delay
- Isolation facilities to be used when necessary

Record keeping

You must:

- Keep records of:
 - Any medicinal treatments for at least 5 years
 - The number of mortalities on the farm e.g. NBAS 31D forms for at least 3 years
 - Make available all records on request by any authorised person

Freedom of Movement

- You must not restrict your animals' freedom of movement if this causes unnecessary suffering or injury. Overcrowding in livestock sheds can lead to issues regarding the freedom of movement of all animals. Animals should be able to lie down at the same time and freely move about
- If animals are regularly confined, you must give them enough space to avoid unnecessary stress

Buildings, Accommodation and Lighting

- Materials and equipment used in building accommodation must not be harmful to your animals
- Materials and equipment must be capable of being cleaned and disinfected
- Accommodation and fittings for securing animals must not have sharp edges or protrusions likely to cause injury
- There must be adequate air circulation or ventilation
- You must ensure that there is adequate natural or artificial lighting
- Animals kept outdoors must be given protection from adverse weather, predators and risks to their health

Equipment

- Automated or mechanical equipment must be inspected daily to ensure that there are no faults which could lead to the injury of animals
- Ensure that the backup and alarm system for artificial ventilation systems is tested regularly to warn of a breakdown

Nutrition

You must:

- Ensure all animals are fed a diet which is appropriate to their age and species
- Ensure all animals have access to feed at appropriate intervals
- Ensure all animals have access to freshwater or other fluids each day
- Ensure that the contamination of feeding and watering equipment does not occur. Troughs etc. should be routinely examined to ensure no contamination of the feed or water

- Not give animals food or liquid in a manner which may cause them unnecessary suffering or injury
- Not administer substances e.g. animal remedies etc. detrimental to the health and welfare of your animals unless on the advice of a veterinary practitioner

Inspections will involve checks for compliance on:

- Conditions for keeping animals
- Nutrition
- Staffing & record keeping
- Mutilations

Mutilations

- You cannot tail dock cattle
- You cannot carry out the following without a local anaesthetic:
 - Dehorn/Disbud calves if older than 14 days
 - Castrate cattle if the animal is over 6 months of age
 - Tail docking lambs if older than 7 days
 - Castrate sheep if older than 3 months

Tail docking of cattle is forbidden

Further Information:

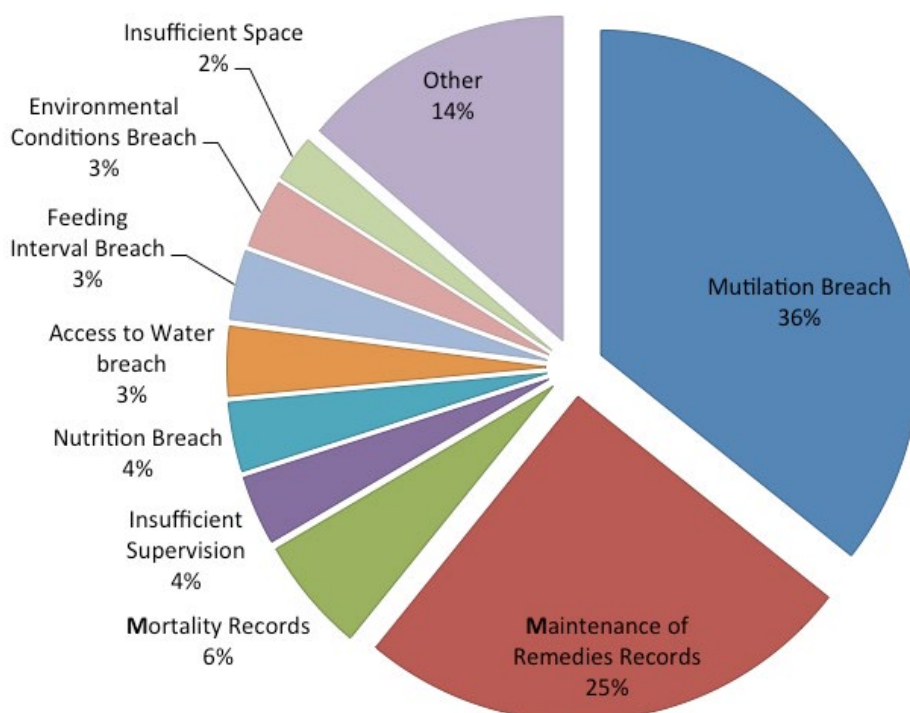
<http://www.agriculture.gov.ie/animalhealthwelfare/legislation>

Breeding Procedures

- You must not carry out natural or artificial breeding or breeding procedures which cause suffering or injury to animals e.g. breeding immature heifers
- You must not keep animals for farming purposes that due to their genetic or physical characteristics will have detrimental effects on their health and welfare

SMR 13 Inspections

Distribution of Welfare of Farm Animals Breaches in 2014



Area 1 - Environment Climate Change and Good Agricultural Condition of Land (Continued)

Good Agricultural and Environmental Condition (GAEC)

- | | |
|--------|--|
| GAEC 1 | - Establishment of Buffer Strips along Watercourses |
| GAEC 2 | - Where use of Water Irrigation is subject to authorisation, compliance with authorisation procedure - Not Applicable in Ireland |
| GAEC 3 | - Protection of Ground Water against Pollution |
| GAEC 4 | - Minimum Soil Cover |
| GAEC 5 | - Minimum Land Management reflecting Site Specific Conditions to Limit Erosion |
| GAEC 6 | - Maintenance of Soil Organic Matter Level through appropriate practices |
| GAEC 7 | - Retention of Landscape Features - minimum level of maintenance |

GAEC 1 - Establishment of Buffer Strips along Watercourses

The aim of this GAEC standard is to protect watercourses against pollution and run-off from agricultural sources by maintaining buffer strips. These requirements restrict the application and storage of chemical and organic fertilisers along watercourses and beside wells and boreholes. (SMR 1-Nitrates)

NOTE: 'Watercourses' are all surface waters, including coastal water, estuaries, lakes, ponds, rivers, streams, canals and field ditches/drains. It includes temporarily dry drains.

Farmer Requirements

You must:

- Comply with all buffer zones listed in the section dealing with SMR 1
- Be aware of all surface waters on your holding



Complying with buffer strips



Complying with uncultivated field margins

There are no additional requirements for this GAEC and compliance with the buffer zones in SMR 1-Nitrates will meet this standard.

On-farm inspections

These will involve checks for compliance on buffer strip requirements.

GAEC 2 Where use of Water Irrigation is subject to authorisation, compliance with authorisation procedures - Not Applicable in Ireland

GAEC 3 Protection of Ground Water against Pollution

The aim of this GAEC standard is to protect ground water against pollution.

Groundwater is defined as all water which is below the surface of the ground in the saturation zone and in direct contact with the soil/subsoil.

Substances commonly found on a farm that may cause ground water pollution include:

- Constituents of sheep dip
- Agri chemicals (fertilisers, pesticides, herbicides, fungicides, detergents)
- Hydrocarbons (fuel oil, hydraulic fluids, lubricants, waste oils, batteries)
- Metals
- Dairy detergents
- Substances that affect the taste/odour of groundwater

You must ensure that:

- Agri-chemical stores are sited well away from drains, waterways and drinking water supplies
- Pesticides are stored in marked secure cabinets, sufficiently banded to contain the volume of pesticide stored in them
- Any spillages cannot escape to ground waters through drains, soak ways, wells, boreholes and watercourses
- Fuel tanks are correctly located and maintained with no evidence of discharge.
- Waste oils and old batteries are properly disposed of
- Sheep dipping tanks are of sound construction and have no outlet pipe or valve at the base of the tank
- Sheep dipping tanks are empty and securely covered when not in use
- Where in exceptional circumstances a burial licence is granted to dispose of animals on farm, this should be done in a manner that prevents pollution

Water source is any river, stream, lake, canal, reservoir, pond, watercourse or other inland water.

Direct Discharge is discharge to groundwater (well, aquifer) without percolation through soil or subsoil.

Indirect Discharge is discharge through soil or subsoil.



Indirect discharges

Sheep Dipping Tank requirements:

- The dipping tank must be structurally sound
- No outlet pipe or bung at base of tank is permitted
- Empty and cleaned after use
- Drainage pens should be concreted, channelled back to tank, and cleaned after use
- Land Spreading:
 - Must never be disposed of to soak pit or dumped on sacrifice land
 - Dilution rate 3:1 and max rate of 5000 L/ha must apply

On-farm Inspections will involve checks for:

- Evidence of direct/indirect discharge to groundwater/water sources of materials that will cause pollution
- Evidence of poor management of sheep dip including land spreading & buffer zones
- Evidence of direct/indirect discharges of spent dip to groundwater/water sources
- Evidence of leaks at fuel storage areas
- Evidence of other discharges direct/indirect including the unauthorised burial of animals on-farm

GAEC 4 Minimum Soil Cover

The aim of this GAEC standard is to protect soil from erosion by ensuring minimum soil cover. Activities such as inappropriate ploughing and land reclamation works could lead to the removal of soil over a prolonged period of time. Ploughing restrictions are the same as outlined in SMR 1. Farmers should make every effort to avoid practices that could lead to erosion and **must** provide green cover from a sown crop **within 4 months** of the ploughing.

You must:

- avoid leaving land bare and without any cover on the soil for prolonged periods of time (maximum period of four months)

You must not:

- Have finely tilled soils not in the process of crop establishment or other land with inadequate soil/ground cover
- Have insufficient green cover within 6 weeks where land has been ploughed. (in accordance with SMR 1-Nitrates requirements)

On-farm Inspections will involve checks for compliance on:

- Evidence of insufficient green cover where land has been ploughed
- Fields with finely tilled soils but not in the process of crop establishment
- Other land with inadequate soil/ground cover on the holding



Soil erosion

Farmers must minimise the risk of soil erosion

GAEC 5 Minimum Land Management Reflecting Site Specific Conditions to Limit Erosion

The aim of this GAEC standard is to protect soil from erosion.

You must limit soil erosion by:

- Using appropriate cropping practices and cropping structures
- Managing livestock to ensure overgrazing and poaching does not occur e.g. move feeders regularly and do not have sacrifice paddocks/fields
- Using suitable machinery, vehicles and trailers and avoid damaging soil structure in unfavourable weather conditions which can lead to soil erosion

The use of supplementary feeding points may lead to sanctions where they are not moved frequently and/or ground conditions are poor

On-farm Inspections will involve checks for:

- Evidence of sand dunes and/or grassland being overgrazed or otherwise used resulting in erosion
- Evidence of rutting or poaching damage to permanent pasture caused by machinery or animals
- Evidence of severe poaching leading to soil erosion particularly around supplementary feeding points and sacrifice paddocks
- Any other activities likely to cause soil erosion such as poor tillage practices, burning of growing vegetation or inadequate disposal arrangements for soiled water

Sacrifice paddocks are a breach of Cross Compliance rules and will lead to a sanction



Soil erosion on a sand dune leading to a sanction



Poaching that may lead to a sanction



Sacrifice paddock leading to a sanction



Machinery rutting where sanctions may apply

GAEC 6 Maintenance of Soil Organic Matter Level through appropriate practices

The aim of this standard is to maintain soil organic matter through appropriate practices.

You must:

- Not burn stubble or crop residues such as straw
- Comply with prescribed burning code of practice where burning is permitted
<http://www.agriculture.gov.ie/media/migration/forestry/firemanagement/CofPPrescribedBurningFinal90212.pdf>

On-farm Inspections will involve checks for:

- Evidence of burning of crop residues such as straw or straw stubble

Since 2015 DAFM no longer require Soil Organic Matter soil samples.



Burning resulting in a sanction

The Prescribed Burning Code should be followed at all times. The Prescribed Burning Code of Practice provides basic information on planning, preparing and implementing safe, effective controlled fires for land management purposes. This information can be found: <http://www.agriculture.gov.ie/media/migration/forestry/firemanagement/CofPPrescribedBurningFinal90212.pdf>

GAEC 7 Retention of Landscape Features & Designated Habitats and Controlling Invasive Species

Landscape Features

Landscape Features (LF) under GAEC were designated in 2009 and include:

- Hedgerows including gappy hedgerows
- Trees in a line
- Drains and ditches
- Combinations of hedge, drain and area within fence



Line of trees

In 2012 farmers who had been in REPS had the option to have former REPS 3 or 4, Option 4A habitats, designated as Landscape Features. She/he could do this by declaring them as “Designated Habitats” on his/her annual SPS/BPS application form.

In 2015 Archaeological sites and monuments were designated as Landscape Features and are therefore protected and cannot be removed or interfered with.

Landscape Features and Designated Habitats are eligible for payment and cannot be removed (*see exception below). They must be maintained

*Landscape Features may be removed if a replacement hedge/line of trees/drain is planted/dug **in advance** of the removal. You can only replace like with like i.e. hedge for a hedge and the hedgerow species used must be traditional to the area, and the replacement cannot be for amenity purposes, e.g. around farmyard or driveway. The EIA Regulations should be adhered to at all times.

NOTE: Removed/Damaged Landscape Features must be reinstated in all cases or further sanctions will apply

Farmers must not cut or trim hedgerows and/or trees between 1st March and 31st August each year (during the bird breeding season).

Hedgerows that are allowed to encroach into a field will lead to a GAEC sanction

Drains that are not maintained, may overtime lead to the adjacent area becoming ineligible or the landscape feature itself becoming seriously damaged leading to a GAEC sanction. Livestock continually accessing drains may lead to their damage



Hedgerow



Hedgerow and a Drain

Streams and rivers are not Landscape Features under the Landscape Feature designation.

However drains are (as below).

Be aware of the Environmental Impact Assessment (EIA) Regulations

The EIA (Agriculture) Regulations came into force on 8 September 2011. The Regulations apply to three different types of activities;

- Restructuring of rural land holdings
 - Commencing to use uncultivated land or semi-natural areas for intensive agriculture
 - Land drainage works on lands used for agriculture
- Where you intend to undertake any of these activities and the proposed works exceed the size threshold for screening set out in the Regulations you must make an application to the DAFF for screening giving details of the works.

Invasive Species & Noxious Weeds

Ragwort, Thistle, Dock, Common Barberry, Male Wild Hop and Wild Oat are noxious weeds under the Noxious Weeds Act 1936

Invasive species include Rhododendron, Giant Hogweed, Japanese Knotweed, Himalayan Balsam as well as the invading hardwood species e.g. Hawthorn, briars, furze/gorse, Elder and Willow.



River (not a Landscape Feature)



Wild Oats



Drain



Ragwort and Thistles

Noxious weeds must be controlled on your holding

Encroachment issues - Sanctions will apply where

- Unmaintained hedgerows are sprawling outwards
- There is development of invasive species in the field which are not being controlled e.g. light scrub spreading throughout a parcel. This, if left uncontrolled, will lead to an eligibility reduction over time but in the first instance will lead to a GAEC sanction`



Encroachment

- Evidence of failing to take appropriate measures to prevent the encroachment/proliferation of invasive/noxious plant species on to land

Additional Information

DAFM Eligibility Guide 2015

<http://www.agriculture.gov.ie/media/migration/farm-ingschemesandpayments/basicpaymentscheme/LandEligibility2015Booklet010515.pdf>

Environmental Impact Assessment (Agriculture) Regulations 2011 - Guide for Farmers

<http://www.agriculture.gov.ie/ruralenvironment/environmentalimpactassessment/>

<http://www.agriculture.gov.ie/farmerschemespayments/crosscompliance>

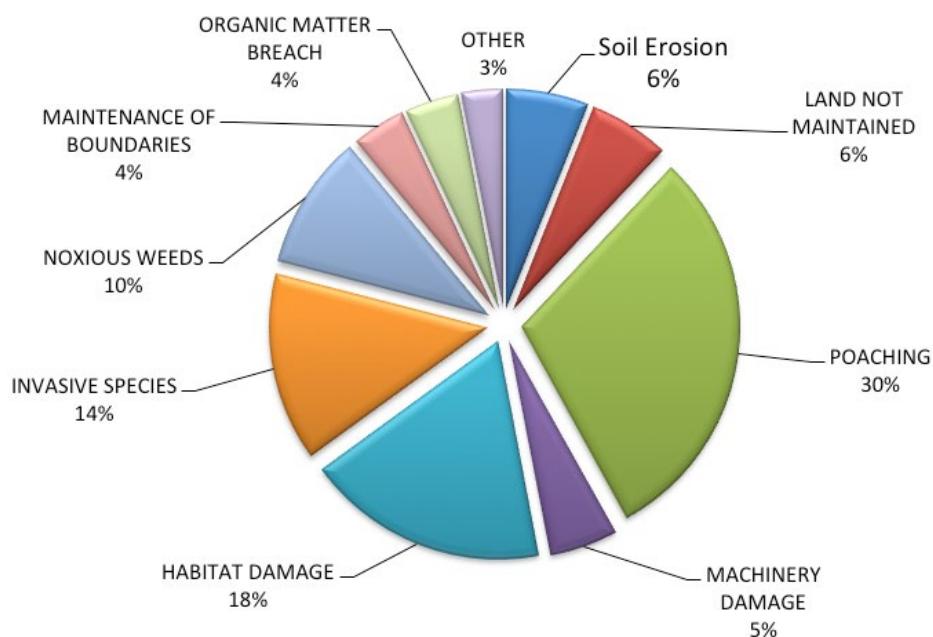


Encroachment

On-farm Inspections will involve checks for:

- Evidence of damage/removal of designated landscape feature
- Evidence of the cutting of trees & hedges in bird nesting season and breeding season

Distribution of GAEC Breaches in 2014



Annex 1 Implementing Legislation / EU Regulations

REGULATION (EU) No 1305/2013 OF THE EUROPEAN PARLIAMENT AND OF THE COUNCIL of 17 December 2013 on support for rural development by the European Agricultural Fund for Rural Development (EAFRD)-OJ L347 of 20/12/2013

COMMISSION DELEGATED REGULATION (EU) No 807/2014 of 11 March 2014 supplementing Regulation (EU) No 1305/2013 of the European Parliament and of the Council on support for rural development by the European Agricultural Fund for Rural Development and introducing Transitional measures. OJ L227 of 31/7/2014.

COMMISSION IMPLEMENTING REGULATION (EU) No 808/2014 of 17 July 2014 laying down rules for the application of Regulation (EU) No 1305/2013 of the European Parliament and of the Council on support for rural development by the European Agricultural Fund for Rural Development (EAFRD) OJ L227 of 31/7/2014.

REGULATION (EU) No 1306/2013 OF THE EUROPEAN PARLIAMENT AND OF THE COUNCIL of 17 December 2013 on the financing, management and monitoring of the common agricultural policy. OJ L347 of 20/12/2013

COMMISSION DELEGATED REGULATION (EU) NO 640/2014 of 11 March 2014 supplementing Regulation (EU) No 1306/2013 of the European Parliament and of the Council with regard to the integrated administration and control system and conditions for refusal or withdrawal of

payments and administrative penalties applicable to direct payments, rural development support and cross compliance. OJ L181 of 20/6/2014.

COMMISSION IMPLEMENTING REGULATION (EU) No 809/2014 of 17 July 2014 laying down rules for the application of Regulation (EU) No 1306/2013 of the European Parliament and of the Council with regard to the integrated administration and control system, rural development measures and cross compliance. OJ L227 of 31/7/2014

REGULATION (EU) NO 1307/2013 OF THE EUROPEAN PARLIAMENT AND OF THE COUNCIL of 17 December 2013 establishing rules for direct payments to farmers under support schemes within the framework of the common agricultural policy. OJ L 347 of 20/12/2013.

COMMISSION DELEGATED REGULATION (EU) No 639/2014 of 11 March 2014 supplementing Regulation (EU) No 1307/2013 of the European Parliament and of the Council establishing rules for direct payments to farmers under support schemes within the framework of the common agricultural policy and amending Annex X to that Regulation. OJ L181 of 20/6/2014.

COMMISSION IMPLEMENTING REGULATION (EU) No 641/2014 of 16 June 2014 laying down rules for the application of Regulation (EU) No 1307/2013 of the European Parliament and of the Council establishing rules for direct payments to farmers under support schemes within the framework of the common agricultural policy. OJ L181 of 20/6/2014

Annex 2 Abbreviations

AEOS Agri Environment Options Scheme
 ANC Areas of Natural Constraint
 ARC Activity Requiring Consent
 AIM Animal Identification and Movement
 BHR Bovine Herd Register
 BPA Biocidal Product Authorisation
 BPS Basic Payment Scheme
 BSE Bovine Spongiform Encephalopathy
 CAP Common Agricultural Policy
 DAFM Department of Agriculture, Food and the Marine
 DECLG Department of the Environment, Community and Local Government
 DVO District Veterinary Office
 EIA Environmental Impact Assessment
 FAS Farm Advisory System
 FSAI Food Safety Authority of Ireland
 FYM Farmyard Manure
 GAEC Good Agricultural and Environmental Condition
 GLAS Green, Low-Carbon, Agri-Environment Scheme
 GPPP Good Plant Protection Practice

IDR Identification and Registration
 IPM Integrated Pest Management
 LF Landscape Feature
 LPIS Land Parcel Identification System
 N Nitrogen
 NMP Nutrient Management Plan
 NPWS National Parks and the Wildlife Service
 NPITS National Pig Identification and Tracing System
 OFR Ovine Flock Register
 P Phosphorous
 PCD Pesticide Control Division
 PCS Pesticide Control Service
 PCS Number Pesticide Control Service Number
 PPE Personal Protective Equipment
 PPP Plant Protection Product
 PU Pesticide User
 REPS Rural Environment Protection Scheme
 SAC Special Area of Conservation
 SMR Statutory Management Requirement
 SPA Special Protection Area
 SUD Sustainable Use Directive
 SWS South Western Services
 TSE Transmissible Spongiform Encephalopathies

Annex 3 - Cross Compliance Record Forms

Below is a list of some of the forms discussed in the handbook and a link of where to find them.

Nitrates Records

Record 1 Form: Estimating the annual fertiliser requirement for your holding.

Record 2 Form: Chemical fertiliser coming onto your holding (“importer”) or being sent out of it (“exporter”).

Record 3 Form: Record of Movement of Organic Fertilisers

Record 4 Form: Notification of Temporary Movement of Cattle or Sheep (other than cattle moved under AIM).

Record 5 Form: Proof of Rental/grazing Agreement (Nitrates Regulations)

All of the above can be found at: <http://www.agriculture.gov.ie/ruralenvironment/environmentalobligations/nitrates/additionalforms>

Pesticide Application Record Form can be found at: <http://www.pcs.agriculture.gov.ie/sud/integratedpestmanagement/>

Animals Remedies Record can be found at:

<http://www.agriculture.gov.ie/animalhealthwelfare/veterinarymedicinesresidues/>

If you do not have access to the internet and wish to receive a copy of the above record sheets please contact:

Inspections / Cross-Compliance Unit,

Department of Agriculture, Food and the Marine,

Old Abbeylax Rd.,

Portlaoise,

Co Laois.

Email: cross.compliance@agriculture.gov.ie

Phone: 0761 064419 / 057 8674400

Farm Safety Notice

Farm safety is one of the most important issues facing farming today. Statistics show that accidents on farms cause more workplace deaths than all other occupations combined.

Injuries and fatalities are caused in a number of ways but by far the highest is by tractors and machinery. It is important that everyone is kept clear of operating machinery, and that tractors have fully functioning brakes and handbrakes.

The second highest area of fatalities is around cattle. Cattle can be unpredictable, particularly cows with newly or recently born calves. Cows with a calf may see the approach of a person as a threat to their calf, and will naturally take action to defend their calf, particularly if there is a dog with you. It is important, therefore, to take great care when approaching or handling a cow and calf to prevent an accident from occurring. It is important to remember that all animals can be unpredictable, especially when they are confined or there is poor visibility.

While there are many risks in farming, farming does not have to be a dangerous occupation. There are plenty of ways to reduce the danger, without spending huge money, such as using signs like the one below as reminders. Take time to plan work and buildings.

Responsibility for Safety



As a Farmer you have a duty under the Safety, Health, and Welfare at Work Act 2005 to provide a safe working environment on all areas of the farm, for all people who may work on that farm, including contractors, delivery men and visitors. There is a further duty to ensure that any contractor, or person on your farm, works in a safe manner.

For more information on farm safety visit:

www.hsa.ie/eng/Your_Industry/Agriculture_Forestry/

For information on farm building standards visit: <http://www.agriculture.gov.ie/farmerschemespayments/tams/farmbuildingandstructureesspecificationspdfformat/>



Department of
**Agriculture,
Food and the Marine**

An Roinn
**Talmhaíochta,
Bia agus Mara**

August 2016