

RETROFITTING TRADITIONAL BUILDINGS – 'Look before you Leap'

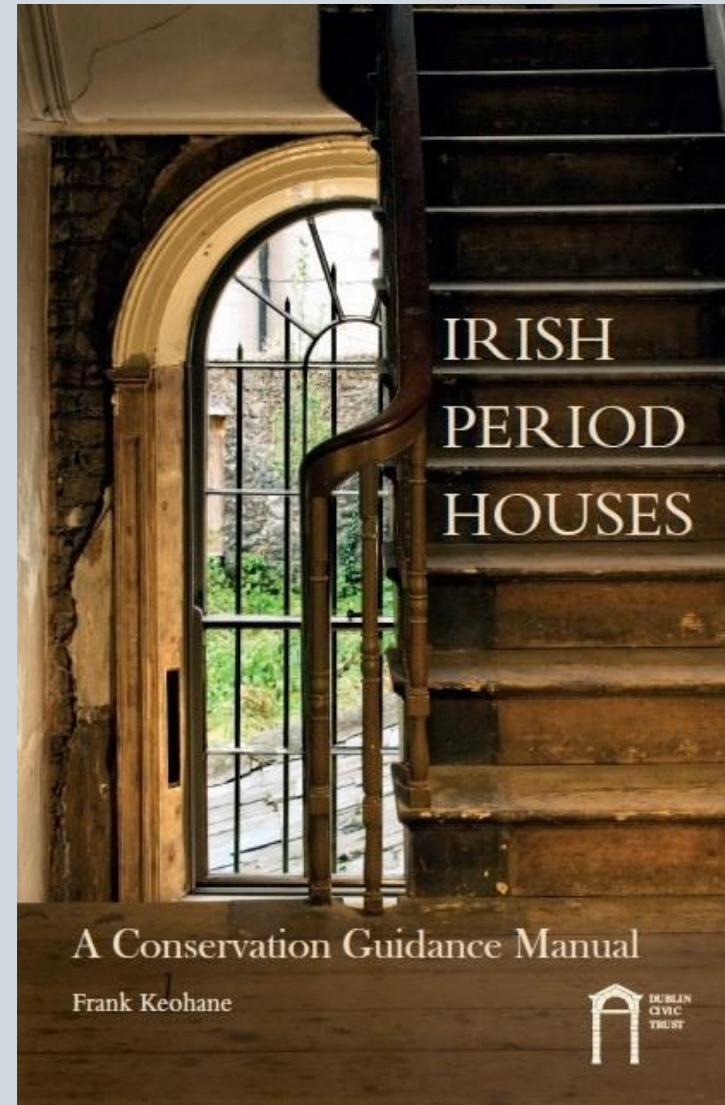
Kilkenny City & County Council

22 October 2019

FRANK KEOHANE

Building Conservation Accredited
Surveyor

www.frankkeohane.com



ENERGY IN THE HOME

Average householder uses 40% MORE ELECTRICITY today than in 1990. Why should we be surprised then that we are spending so much more on energy.

On average HEATING accounts on average for 58% of domestic energy consumption, HOT WATER 24%, LIGHTING 16% and APPLIANCES AND COOKING 3%. What ever happened to turning off lights!

According to the SEAI (Sustainable Energy Authority Ireland), today we heat our houses to an average temperature of 16°C in comparison to an average of 12°C in 1970. BYE BYE JUMPERS!

PUTTING IT SIMPLY WE ARE SPENDING MORE BECAUSE WE ARE USING MORE.

FOOLS RUSH IN

Throwing MONEY at the problem isn't the solution.

There are no QUICK FIX solutions.

MISINFORMATION and misconceptions.

What and who to BELIEVE.

Changing our own BEHAVIOUR is often the first step.



CONSIDERATIONS IN UPGRADING

An informed, holistic approach must always be taken when planning upgrade works. The following elements need to be considered:

- the CHARACTER and significance of a building,
- its type of CONSTRUCTION,
- the CONDITION of the building fabric,
- the existing HEATING systems,
- the physical impact and DISRUPTION of upgrade works,
- the lifespan of any proposed upgrade works, and the PAYBACK period.

STRUCTURE & STABILITY

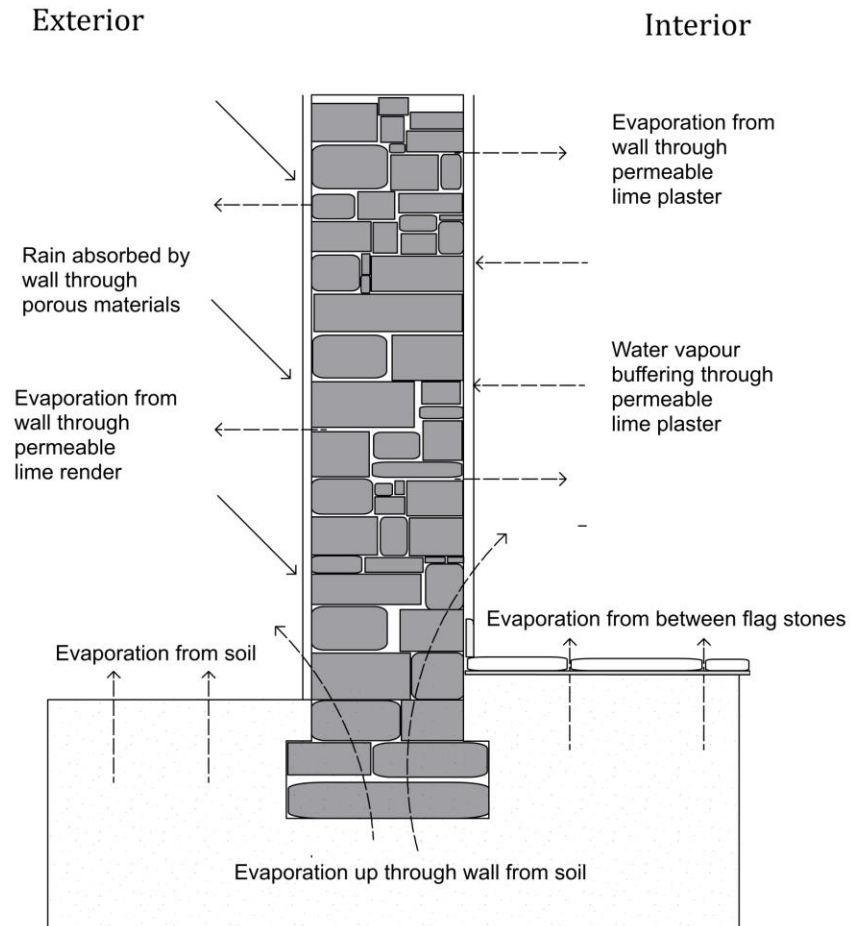
When planning and executing upgrade works it is essential that a designer or specifier understands the construction techniques of the past and the characteristics of traditional building materials.



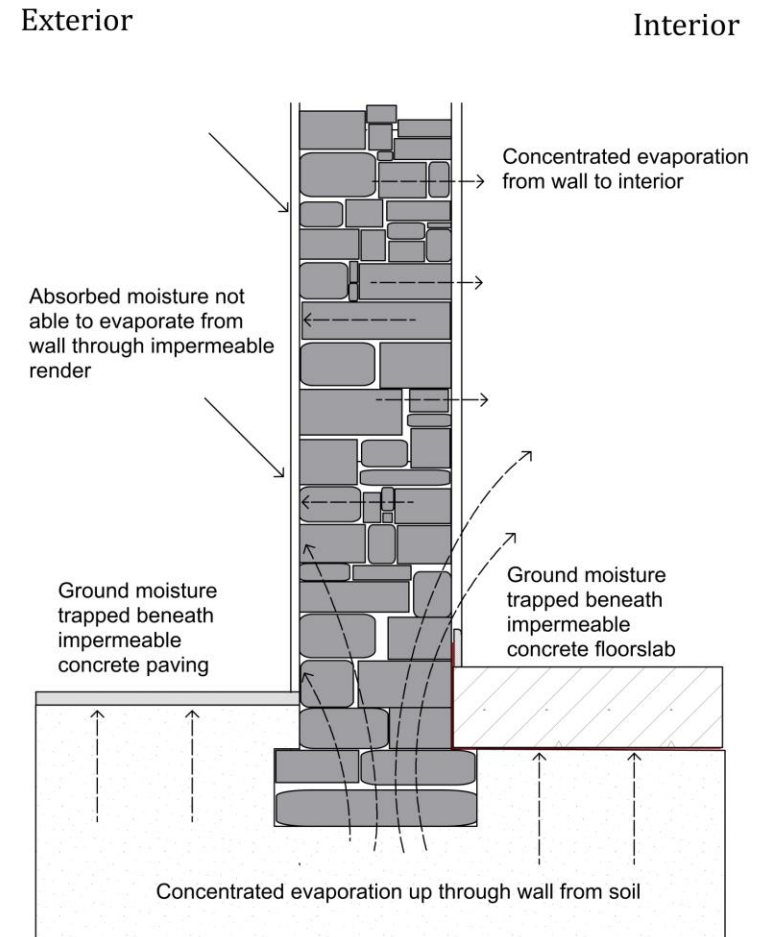






Traditional Wall



Modernised Wall



A DAMP HOUSE IS
A COLD HOUSE



A First Step Is To Ensure The Building Is In Good Repair.

- Overhaul windows
- Repair leaking downpipes
- Repoint walls to ensure they are dry and can breath
- No point in exploring other options until this has been done



GETTING
STARTED

KEEPING IT SIMPLE
IS OFTEN THE BEST
APPROACH

Level 1 Works: Use Less and Spend Less

Buy a thermometer so you know HOW WARM your house actually is!

Turn down the thermostat. TURNING IT DOWN BY 1°C CAN REDUCE ENERGY BILLS BY AS MUCH AS 10%.

Have shorter running times for heating – for instance in the morning or in the evening before bed. OCCUPANTS MAY NOT EVEN NOTICE THE CHANGE.

Reduce heating in underused rooms and circulation areas such as corridors and stairs – JUST TURN DOWN THE RADIATORS

Install thermostatic controls on radiators which will turn the radiator off when the room has reached the preset temperature. DON'T JUST TAKE OFF YOUR JUMPER BECAUSE YOU ARE GETTING TOO WARM!

Fit ENERGY-EFFICIENT lightbulbs.

Have your boiler SERVICED so that it operates correctly.

GETTING STARTED



Level 1 Works: Use Less and Spend Less

Ensure that your ATTIC has at least 200mm of INSULATION.

Close SHUTTERS AND CURTAINS as soon as it starts to get dark.

DRAUGHT-PROOF windows and doors.

Fit LAGGING JACKETS to hot water tanks.

Fit reflective foil sheeting behind and shelves over radiators so HEAT IS REFLECTED into the room.

Consider installing a solid fuel STOVE in place of an open fire.

OH AND DON'T FORGET TO >>>>>

SWITCH AND SAVE – ITS FREE!!!



sse
Airtricity

20% off

For a limited time only



SAVE 15% ON YOUR HOME ENERGY


AND GET
€150
CASHBACK



Save an Extra **€30**
By Switching Online

electric
Ireland

SAVE **€325**
A YEAR



Best
DUAL FUEL
bundle!



John should have saved
with Energia

en^érgia

BY
DUAL
MARKET.

be around forever.
the promo code **SAVEME**

NOW THAT YOU HAVE STARTED, WHY NOT KEEP GOING

Level 2 Works: Be more economical and efficient

Replace an old boiler with a new, A-RATED CONDENSING BOILER.

Ensure all hot water pipes are FULLY INSULATED/LAGGED so heat is not lost in areas where heat is not required such as in floors.

Consider fitting SECONDARY GLAZING to windows.

Replace impermeable cement mortars and renders with LIME-BASED MATERIALS to help keep walls dry.

Lay INSULATION over existing solid floors.

INSULATE suspended timber floors.

HEATING SYSTEMS

Old boilers are often inefficient in the way they convert fuel into heat. Replacing an old boiler with a new energy efficient boiler is one of the best ways of reducing energy bills

Boiler type	Typical seasonal efficiency	Energy input rate required to meet 100kW [*] heating demand
Standard, old, poor condition	45%	222kW
Standard, good condition	70%	143kW
High-efficiency	82%	122kW
Condensing (used with fixed temperature radiators)	85%	118kW
Condensing (used with variable temperature radiators)	87%	115kW
Condensing (used with under floor heating)	90% or more	111kW or less

HEATING SYSTEMS

The screenshot shows a web browser window with the URL www.seai.ie/energy-in-business/ber-assessor-support/harp-database/harp-database-search/. The page header includes the SEAI logo (Sustainable Energy Authority of Ireland) and navigation links for Energy in Business, Energy Ratings, Grants, Teaching Sustainability, and Resources. A search bar is located in the top right corner. Below the header, a breadcrumb trail reads: Home / Energy in Business / BER Assessor Support / HARP Database / Search the HARP Database. The main content area features a large dark blue banner with the text "Search the HARP Database" and social media icons for Facebook, Twitter, and LinkedIn. Below this is a green search bar with the text "Search" and a magnifying glass icon. Underneath the search bar, the text "Search Gas/Oil/LPG boilers" is displayed. The bottom section of the page is a grid of seven categories, each with an icon and a label: Gas/Oil/LPG boilers (highlighted in blue), Solid fuel boilers, Oil/gas room heaters without back boiler, Solid fuel room heaters without back boiler, Gas/oil/LPG cooker boilers, Solar thermal collectors, and Heat pumps.

Search the HARP Database

Search

Search Gas/Oil/LPG boilers

- Gas/Oil/LPG boilers
- Solid fuel boilers
- Oil/gas room heaters without back boiler
- Solid fuel room heaters without back boiler
- Gas/oil/LPG cooker boilers
- Solar thermal collectors
- Heat pumps

IF ENOUGH JUST ISNT ENOUGH

Level 3 Works: Where money is no object

Fit DOUBLE-GLAZING where appropriate.

Lift and replace solid floors with NEW, INSULATED FLOOR SLABS.

Install UNDERFLOOR HEATING.

Insulate EXTERNAL WALLS.

Consider installation of SOLAR PANELS AND PHOTOVOLTAIC PANELS.

Consider installing THERMAL HEAT PUMPS

UPGRADING IN PRACTICE

WINDOWS

ROOF

FLOORS

WALLS

OLD WINDOWS - DRAUGHTS & DILEMMAS!

The first thing to go or
the first thing to keep?

Ah sure it would be
easier (and cheaper?) to
just make a lovely new
one









THERMAL UPGRADE ISSUES

Single glazed sash window
- 4.3U

Closing curtains - 2.5U

Closing shutters - 1.7U

Double glazing – 3U - 1.3U

Secondary Glazing –1.8U

Source - English Heritage
Research Into the Thermal
Performance of
Traditional Windows:
Timber Sash Windows
(2009)



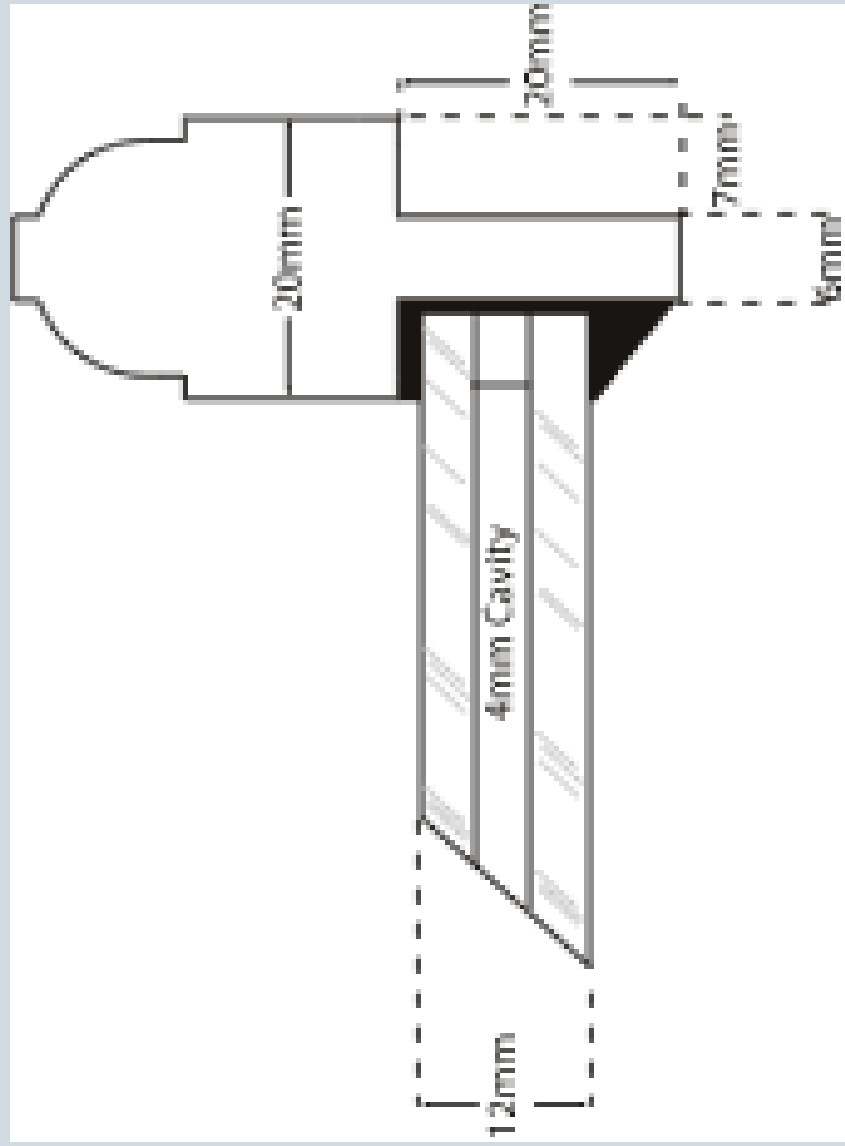
DOUBLE GLAZING

- Optimum thermal performance?
- Invasive
- Can overload an old sash window
- Complex technology
- Loss of thermal performance with escape of gas
- Limited guarantees - lifespan
- Relatively expensive





SLIM-PROFILE DOUBLE GLAZING





SECONDARY GLAZING

- Easy to install
- Easy to uninstall
- No impact on historic window
- Simple technology
- Little that can go wrong
- Unlimited lifespan
- Relatively inexpensive







POLYCARBONATE SECONDARY GLAZING

In-situ test readings 5.4U before – 2.4U after

INSULATION - WHERE

Roofs

Floors

Walls

INSULATION - MATERIALS

Natural and man-made materials

Breathable and non-breathable

Recyclable and non recyclable



Hemp Building & Insulation: the raw materials







INSULATING ROOFS









Ventilation



INSULATING FLOORS

SUSPENDED TIMBER FLOORS

Much more
straightforward

Insulating a suspended
ground floor will be
quicker and less
disruptive than laying a
new concrete floor.

Deals with draughts

Important to maintain
ventilation



SOLID FLOORS

Can be a messy and disruptive job

Can incorporate underfloor heating and a damp proof course





A CASE OF DIGGING TOO DEEP

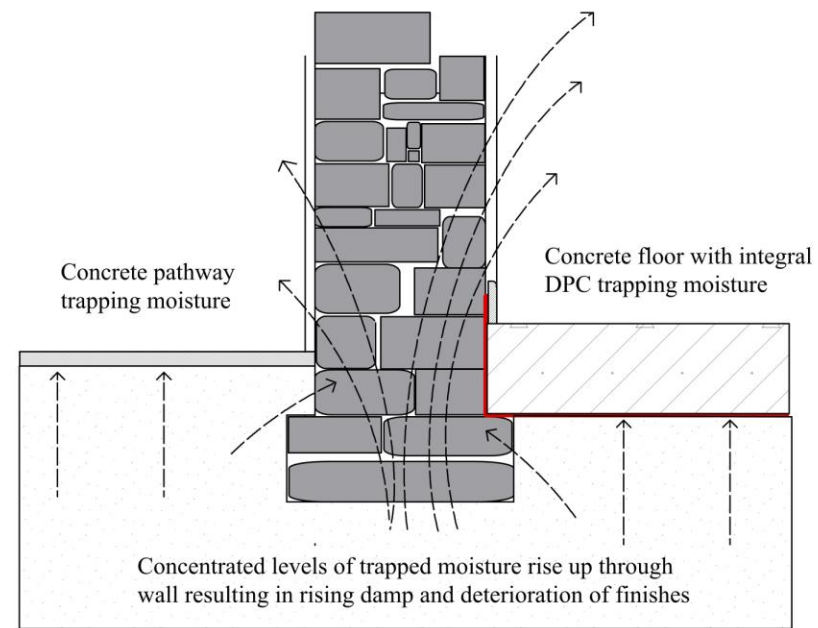
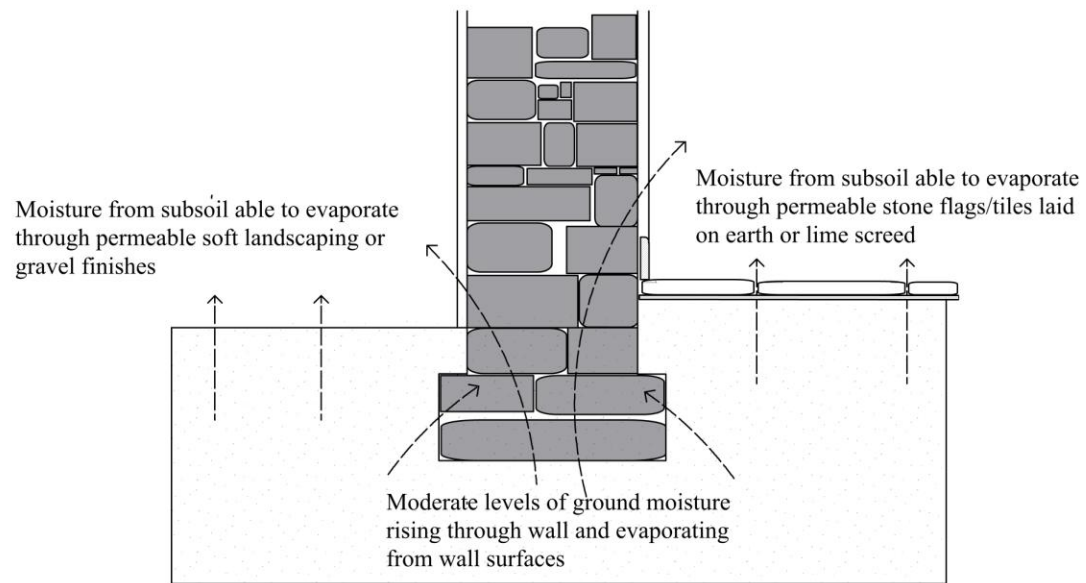
TRIAL PITS

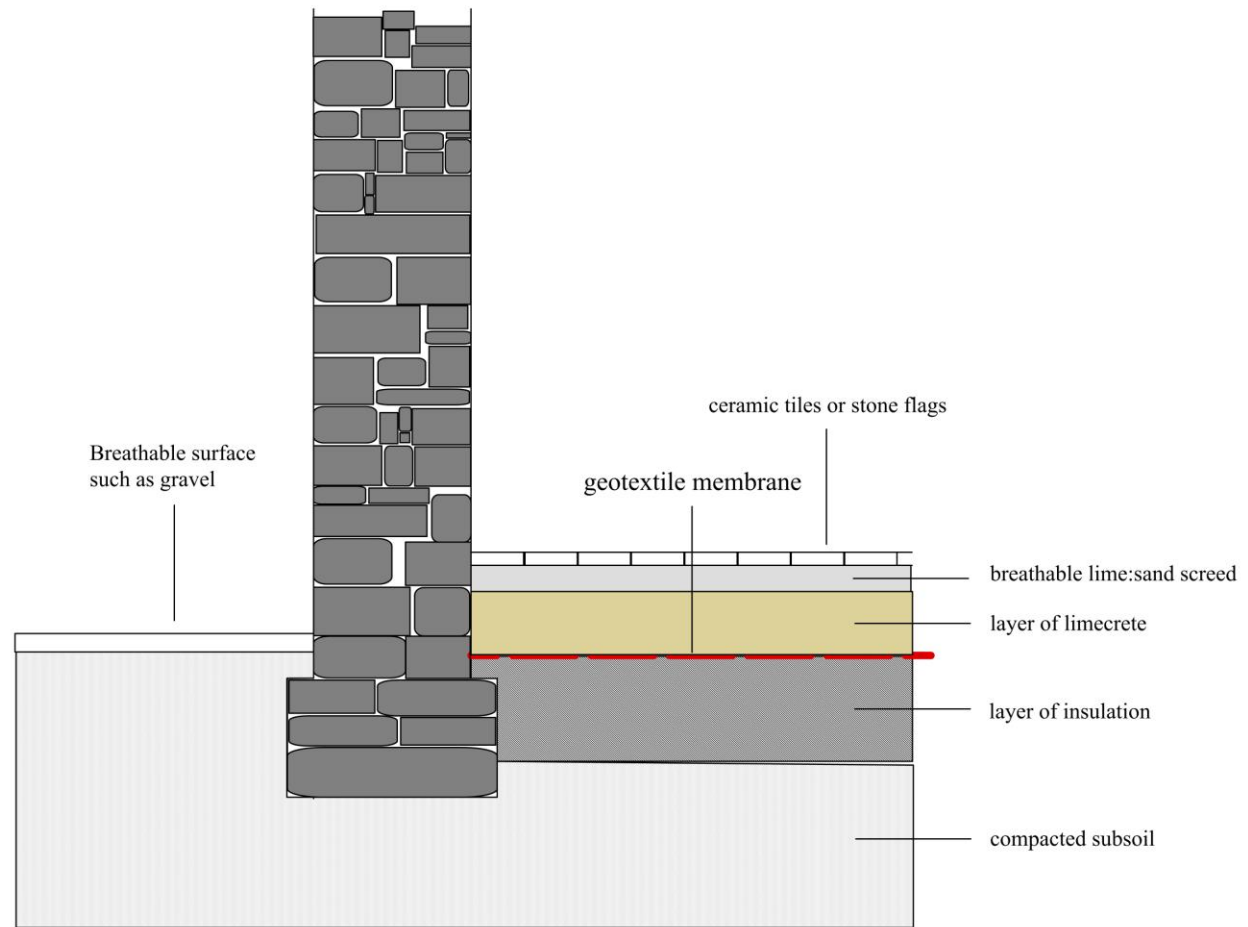
Condition of an existing floor slab

Presence of a DPC and insulation

Depth of foundations and footings









INSULATING WALLS

EXTERNAL WALL INSULATION



EXTERNAL WALL INSULATION

Breathable or non-breathable

Reliance on mechanical fixings – screws, washers, wire mesh & adhesives

New technology v lifespan

Potential risk of failure of fixings

Potential to create new problems

Guarantees



EXTERNAL WALL INSULATION



INTERNAL WALL INSULATION

Various materials - calcium silicate board, wood fibre board and hemp plaster

Insulated plaster board is not suitable as it is not breathable


Takes up internal space

Requires full re-plastering of a room - disruption and cost

Disruptive - have to lift and re-set all joinery and sockets and switches







IN CONCLUSION

- It is possible to improve the thermal performance of old houses and make them more energy efficient.
- All it takes is planning, attention to detail, common sense and a dose of reality.
- Always remember that old houses need to breathe.
- For starters keep it simple and low-tech
- Use natural, breathable and recyclable materials as far as possible