












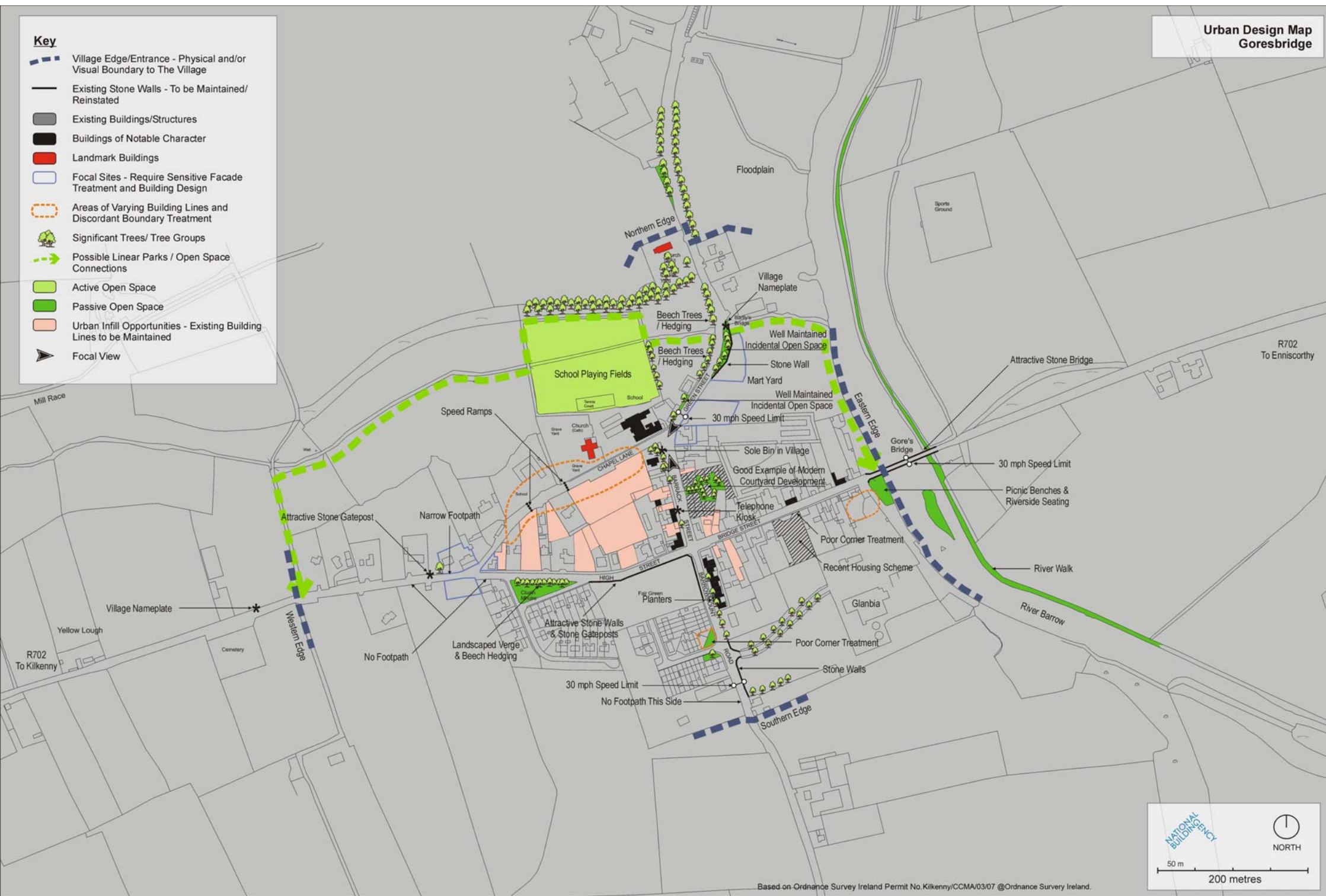


Key

-  Village Edge/Entrance - Physical and/or Visual Boundary to The Village
-  Existing Stone Walls - To be Maintained/ Reinstated
-  Existing Buildings/Structures
-  Buildings of Notable Character
-  Landmark Buildings
-  Focal Sites - Require Sensitive Facade Treatment and Building Design
-  Areas of Varying Building Lines and Discordant Boundary Treatment
-  Significant Trees/ Tree Groups
-  Possible Linear Parks / Open Space Connections
-  Active Open Space
-  Passive Open Space
-  Urban Infill Opportunities - Existing Building Lines to be Maintained
-  Focal View



NATIONAL BUILDING AGENCY

NORTH

50 m

200 metres